

ECO SHOWER BASE

SPECIFICATIONS



7 Year Replacement
Warranty*



1 Year Labour
Warranty*

1200 X 900 REAR OUTLET SHOWER BASE

ITEM CODE: EC1290R

- Sanitary grade gelcoat surface
- Stonelite* solid cast construction
- 4 tile flanges to help prevent leakage
- Square Chrome Grate included
- Matte Black and White grate option available
- Cement based tile adhesive or mortar bed installation
- Profile 50mm
- Weight: 47kg
- Bases can be rotated to allow for alternative waste positions



AVAILABLE SIZES:

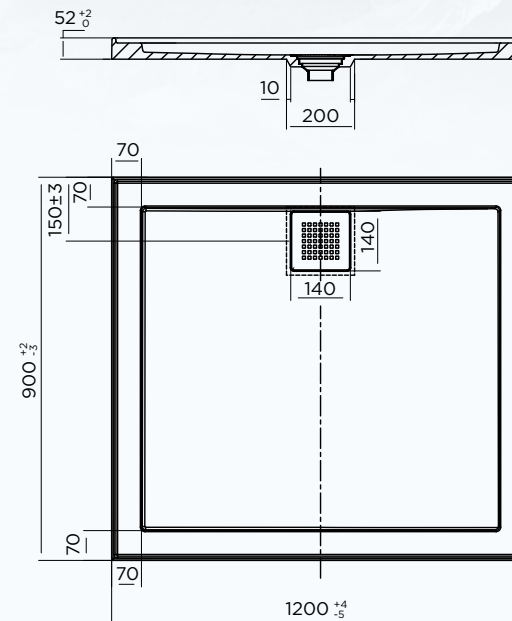
- 820 x 820 Rear Outlet
- 900 x 900 Rear outlet
- 1000 x 1000 Rear Outlet
- 820 x 900 Rear Outlet
- 900 x 820 Rear outlet
- 900 x 1000 Rear outlet
- 900 x 1200 Rear Outlet
- 1000 x 900 Rear Outlet
- 1200 x 900 Rear Outlet
- 1200 x 1000 Rear Outlet
- 1500 x 900 Rear Outlet
- 1800 x 900 Rear Outlet
- 820 x 820 Centre Outlet
- 900 x 900 Centre Outlet
- 1000 x 1000 Centre Outlet
- 1200 x 900 Centre Outlet
- 1500 x 900 Centre outlet
- 914 x 914 Neo Centre Rear Outlet
- 1000 x 1000 Neo Centre Rear Outlet
- 900 x 900 Curved Corner Rear Outlet
- 1000 x 1000 Curved Corner Rear Outlet

oceano.com.au

All nominated sizes are approximate and correct at time of publication. Oceano reserves the right to make modifications without prior notice. *Conditions Apply. Updated July 2023




Technical Drawings

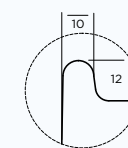


Two part Grate System

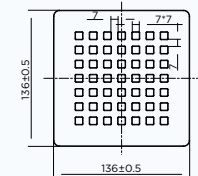
- Square grate**
EBG-MB (Black)
EBG-WH (White)
EBG-CH (Chrome)
- Round grate**
SWG-WH (White)



Base Lip



Drain Grate



oceano
BATHROOM