

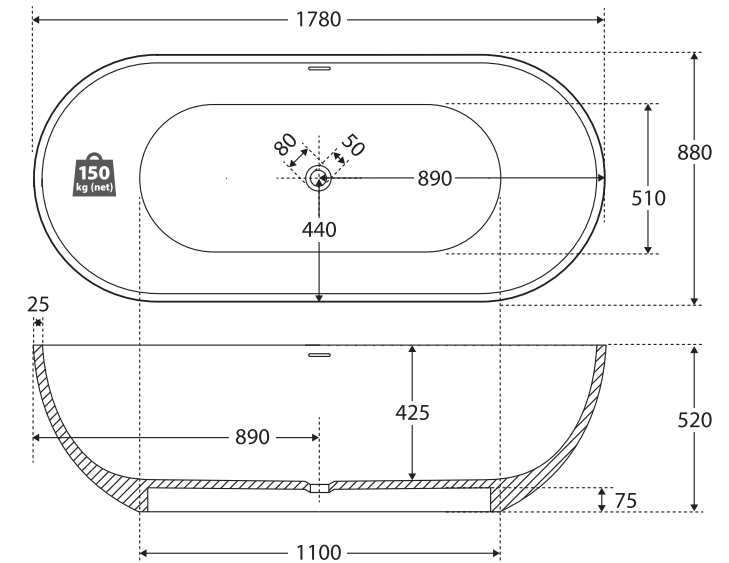
Nero

CAST STONE SOLID SURFACE BATH, 1780MM

Features

- Opulent wide width
- Freestanding style
- Easy to clean
- Includes overflow
- Chrome waste included with bath
- Capacity: 310L
- Net weight: 150kg
- Gross weight: 190kg

Installation Warning: Floor preparation may be required for off-centre waste positions. Please discuss with your builder/plumber before tiling and waterproofing your bathroom.



Available in



Matte White
ST12

Cleaning & Care

- Wipe with a clean, soft cloth and mild soapy water or non-abrasive bathroom cleaner. Test in an inconspicuous area before cleaning the whole bath.
- Avoid placing hot objects, such as hair straighteners, on any surface as these will cause discolouration and marking.
- Spills of hair dye, after-shave lotion, nail polish and remover, aerosol spray and other harsh chemicals should be removed immediately to prevent damage and discolouration. Clean immediately with mild soapy water using a clean, soft cloth.
- Please find more information in the Care Guide for this product online at [fienza.com.au](https://www.fienza.com.au)

While we aim to ensure specifications are correct at the time of publication, Fienza reserves the right to make modifications without prior notice. Physical colour may vary from image shown. All measurements are shown in millimetres. Always use physical product measurements for mark-ups and roughing-in as the technical drawing may differ from actual product received.

Matte White

CAST STONE SOLID SURFACE

Our matte white cast stone solid surface products are the same quality material all the way through, meaning they can be sanded and refinished as new. These products carry a 5-year warranty on the finish, on condition that care instructions have been correctly followed. In case of damage not covered by warranty, a white solid surface repair fluid can be purchased directly from Fienza.

Installation

BEFORE INSTALLATION:

Check goods thoroughly. Installation of received goods that are damaged, warped or faulty will void warranty. We strongly recommend that you use a qualified installer as incorrect installation will not be covered under warranty. Please refer to instructions specific to your product, found inside the packaging.

Please note: Shrinkage lines, air holes, casting marks and other blemishes on the underside of the product (where they cannot be seen once installed) do not adversely affect performance and should not be regarded as defects.

Scratches occurring during installation can be removed by rubbing with a 1500+ grit waterproof abrasive paper and water. For best results, limit sanding to the smallest possible area around the scratch.

Care & Cleaning

We recommend weekly cleaning with mild soapy water or a non-abrasive bathroom cleaner.

- Never use harsh detergents, citrus-based cleaners or abrasive cleaners, as these will scratch the surface. Use of unsuitable cleaners may damage the surface and will not be covered by warranty.
- Never use metal scourers on this product.
- Where your bath remains dry, a soft cloth can be used to remove surface dust.
- Use of wax-based furniture cream should be avoided as these can result in a build-up of deposits which could detract from the appearance.
- Do not use undue pressure and wipe in one direction only.
- Keep hair dye away from this product to avoid staining.

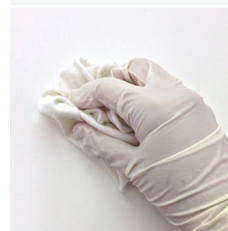
It may be possible to polish away very fine scratches by scrubbing gently with a soft brush or plastic pad and a mild abrasive cream cleanser. Afterwards, wash the whole area with plenty of clean water, and re-polish as before.

If the mark or scuff does not come out, we recommend using Gumption. Please note, overuse of Gumption over a long period of time may have a negative effect on the finish.



Repair

For major damage use the Fienza Repair Fluid Kit, available from Fienza - **RRP \$50 - 200989**
See instructions below.



Step 1 – Preparation

Use warm water and a soft cloth to clean the area needing repair.



Step 2 – Prepare Fienza Repair Fluid

Mix repair fluid in the ratio 100/1.5

- 100 parts - Fluid from large bottle
- 1.5 parts - Fluid from small bottle



Step 3 – Application

Use a small spatula / trowel to carefully smooth repair fluid into and around the defect.

Repeat 5-6 times until the defect is completely filled and no air gaps remain.

Leave to dry for at least 8 hours.



Step 4 – Finishing

Check repair is completely dry.

Begin sanding the area with an 800 grit paper, then 1500 grit, then 2000 grit, until the surface is completely smooth and even.





















Bath & Basin Stone Materials

Fienza uses two stone materials for selected baths and basins: Cast Stone Solid Surface and Resin Stone.

Our cast stone solid surface products are the most premium stone material on the market, using the very best technologies to ensure durability and longevity. The unique formula of our resin stone provides a cost-effective alternative giving similar quality for less.

We provide a 25-year warranty on structural integrity and a 5-year warranty on finish across all Cast Stone Solid Surface and Resin Stone products.



fienza					
	MATTE WHITE Cast Stone Solid Surface	COLOURED Cast Stone Solid Surface	RESIN STONE	OTHER MARKET LEADERS	CHEAPER SUBSTITUTES
 FILLER	Pure ATH Aluminium Hydroxite <small>(Not diluted with inferior raw material)</small>	ATH + Calcium	Calcium Carbonate	Pure ATH Aluminium Hydroxite <small>(Not diluted with inferior raw material)</small>	Calcium
 RESIN	UPR Pure Benzene Unsaturated polyester resin <small>The best UPR in the world!</small>	UPR Phthalic Resin Unsaturated polyester resin	UPR + Gel Coat	PMMA Poly Methyl Methacrylate <small>Also known as Lucite Acrylic</small>	UPR Phthalic Resin Unsaturated polyester resin
 ANTI CRACKING					
 ANTI YELLOWING		N/A			
 REPAIRABLE					
 WEIGHT	Substantial weight Approx. 150kg/bath	Substantial weight Approx. 150kg/bath	Variable weight Lightweight & heavy-weight options available	Lighter weight Approx. 80kg/bath	Variable weight Differs for each manufacturer