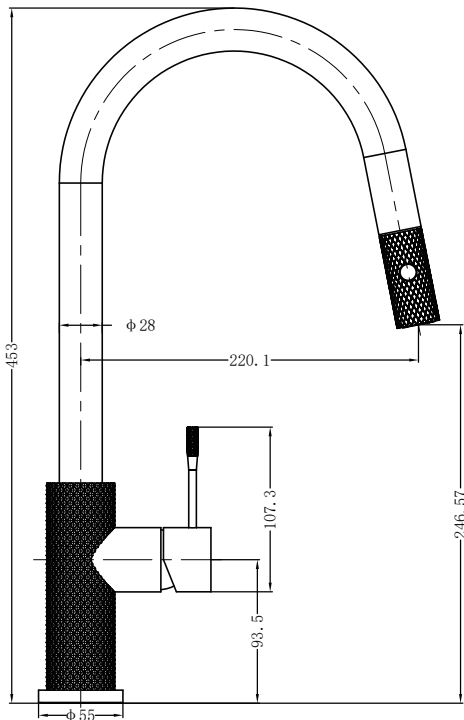






## Opal Pull Out Sink Mixer



### SPECIFICATION

PRODUCT CODE	YSW2519-08
WELS RATING	5Star 5L/Min
WATERMARK LICENSE	WM-060073
TEMPERATURE RATING	Min 1 °C -Max 75 °C
PRESSURE RATING	Min 150KPa-Max 500Kpa

### AVAILABLE FINISH

	GRAPHITE NR251908GR		BRUSHED NICKEL NR251908BN
	BRUSHED BRONZE NR251908BZ		BRUSHED GOLD NR251908BG

### MAINTENANCE AND CARE

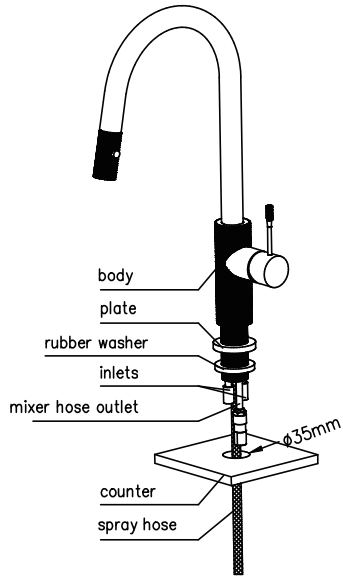
All surfaces should be cleaned with mild liquid detergent or soap and water. Do not use cream cleaners or citrus based cleaning products, as they are abrasive. Use of unsuitable cleaning agents may damage the surface. Any damage caused in this way will not be covered by warranty.

### PACKING INCLUDES

- 1x sink mixer
- 1x triangular support
- 1x counter weight
- 1x hose tail
- 2x flexible hose
- 1x threaded pipe kit
- 1x allen key

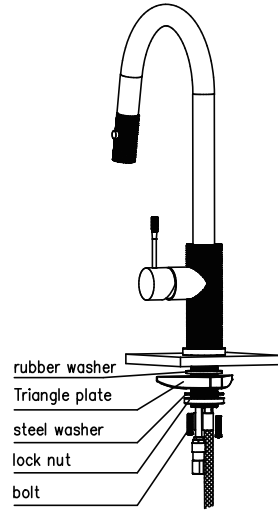


1



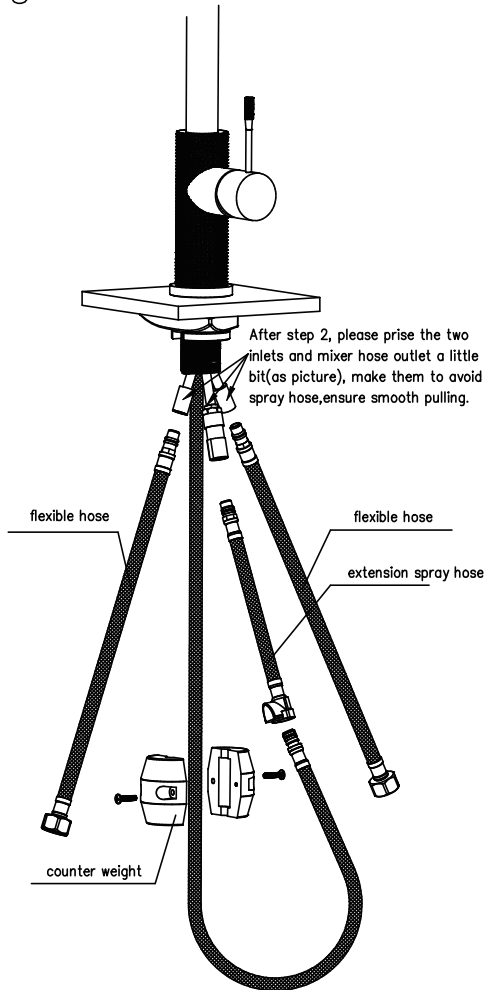
Use a 35mm hole saw cut a hole through the counter. Remove the lock nut, triangle plate, steel washer. Feed spray hose through the hole and position the mixer over the hole.

2



Slide the rubber washer, triangle plate and steel washer and lock nut over spray hose, screw onto thread pipe. Tighten the lock nut firmly and then tighten the 2 bolts on the lock nut firmly as well.

3



4

