





Opal Shower Bracket



SPECIFICATION

PRODUCT CODE	YSW2519-05C
WELS RATING	3Star 9L/Min
WATERMARK LICENSE	WM-060093
TEMPERATURE RATING	Min 1°C -Max 75°C
PRESSURE RATING	Min 150KPa-Max 500Kpa

AVAILABLE FINISH

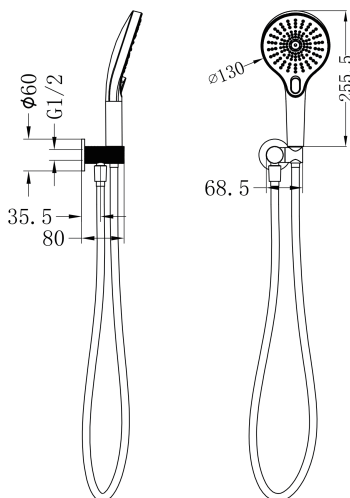
	GRAPHITE NR251905cGR		BRUSHED NICKEL NR251905cBN
	BRUSHED BRONZE NR251905cBZ		BRUSHED GOLD NR251905cBG

MAINTENANCE AND CARE

All surfaces should be cleaned with mild liquid detergent or soap and water. Do not use cream cleaners or citrus based cleaning products, as they are abrasive. Use of unsuitable cleaning agents may damage the surface. Any damage caused in this way will not be covered by warranty.

PACKING INCLUDES

- 1x hand shower (built-in check valve)
- 1x shower bracket
- 1x 1.5m PVC hose
- 1x back plate
- 1x installation kit



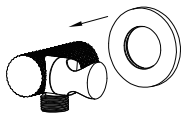
Important

All products must be installed by licensed plumbers.

All pipework must be thoroughly flushed prior to installation, as foreign materials may block the flow regulating device and reduce the flow of water.




1. Apply thread sealant or teflon tape on outlet thread.

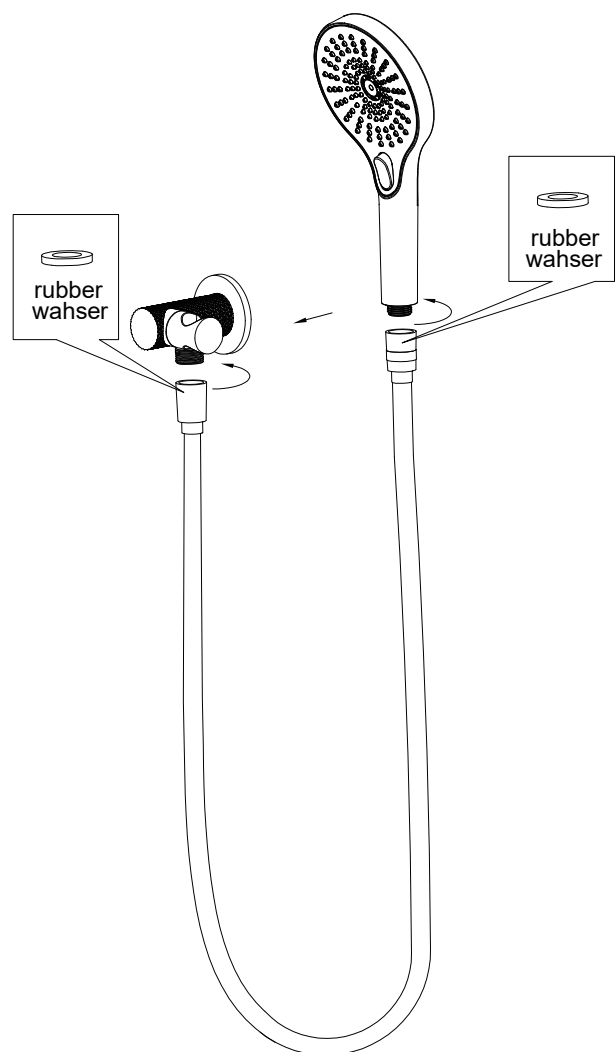


2. Pull back plate on together with bracket body.

Apply thread sealant or teflon tape



3. Screw shower bracket body on to outlet. **DO NOT OVERTIGHTEN.** Slide the back plate against the wall/tile face properly.



4. Connect bracket and hand shower with hose. **TEST & CHECK FOR LEAKS.**