
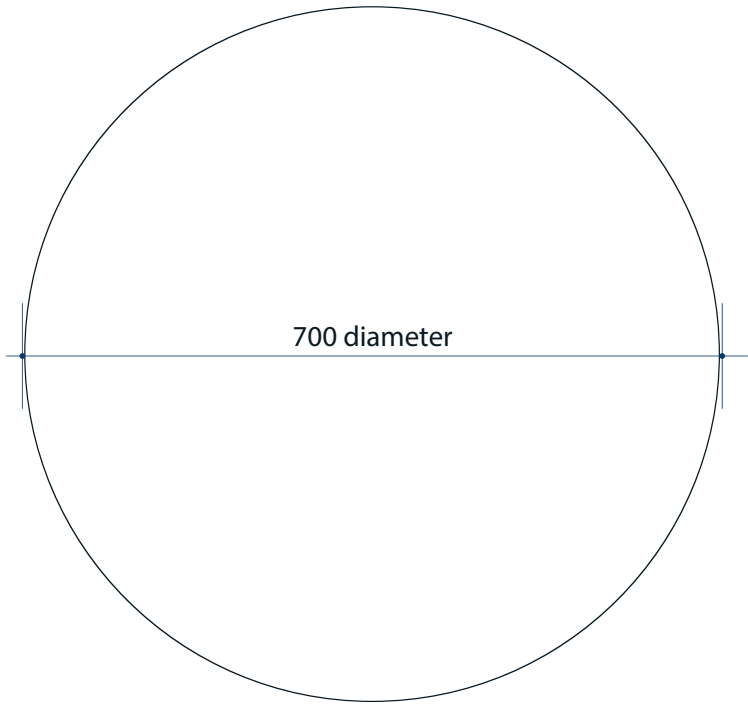


Kent Round 18mm Bevel Edge Mirror




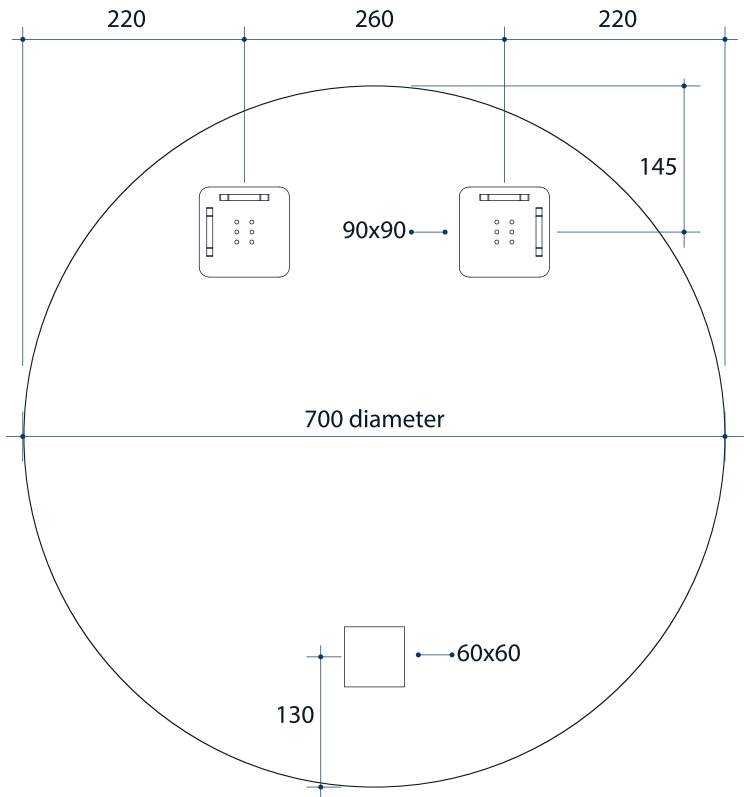
Note: All dimensions are in millimetres (mm)

| Stock Code | Size (mm) | Shape | Edge |
|------------|-----------|-------|------------|
| KR7070GT | 700Ø x 5 | Round | 18mm Bevel |



Mirrors will need to be installed in accordance with the Installation Guide. Ablaze does not take responsibility for incorrect installation of these mirrors.

Kent Round 18mm Bevel Edge Mirror



Note: All dimensions are in millimetres (mm)

| Stock Code | Size (mm) | Shape | Edge |
|------------|-----------|-------|------------|
| KR7070HN | 700Ø x 11 | Round | 18mm Bevel |



Please note: Bracket location may vary +/- 5mm. DO NOT pre-drill holes for mounts before confirming exact locations on your mirror. Measurements and diagrams are to be used as a guide only.

Mirrors will need to be installed in accordance with the Installation Guide. Ablaze does not take responsibility for incorrect installation of these mirrors.