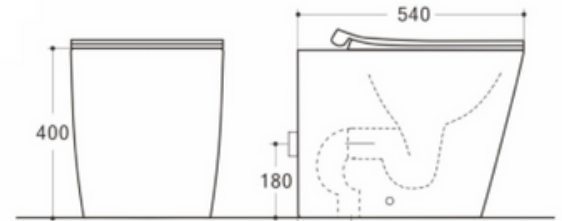
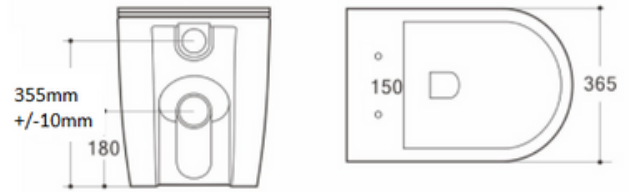


PANS FOR INWALL CISTERNS

FAIRFIELD



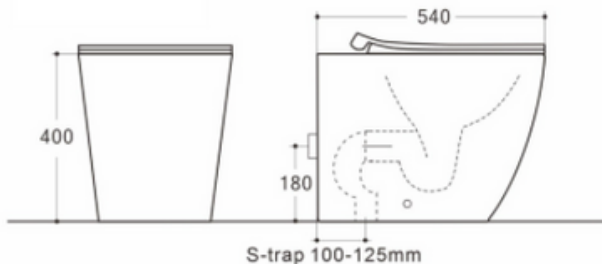
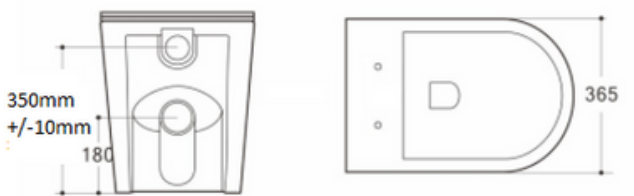
S-trap 90-110mm

Warning: For actual inlet height have pan onsite



- FAIRFIELD WALL FACED PAN 1645161
- SHORT PROJECTION 540MM
- RIMLESS EASY TO CLEAN FLUSH
- NANO COATED ANTI BACTERIAL COATING
- ULTRA THIN SANDWICH STYLE SOFT CLOSE SEAT
- 4 STAR WELS 4.5/3L
- 90MM TO 110MM S TRAP SETOUT & P TRAP


HAZE



S-trap 100-125mm

Warning: For actual inlet height have pan onsite

- HAZE WALL FACED PAN 1645162
- SHORT PROJECTION 540MM
- RIMLESS EASY TO CLEAN FLUSH
- NANO COATED ANTI BACTERIAL COATING
- ULTRA THIN SANDWICH STYLE SOFT CLOSE SEAT
- 4 STAR WELS 4.5/3L
- 100MM TO 125MM S TRAP SETOUT & P TRAP



SANDWICH DESIGN SEAT

ALLOW +/- VARIATIONS TO MEASUREMENTS

*FOR WATER INLET HEIGHT IN REAR OF PAN , HAVE PAN ONSITE DURING SET UP OF PIPE WORKS