

CABINET SPECIFICATIONS

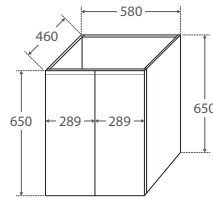


EDGE Scandi Oak Wall-Hung Cabinet

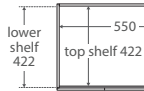
- Scandi Oak textured print on interior & exterior
- Bevelled edge pull-channel
- Soft-close doors & drawers
- Full extension drawer runners
- 16mm thick backing boards & drawer bases
- 650mm tall (without top)

600 width

60S



TOP VIEW: SHELF AREA



SIDE VIEW: SHELF STORAGE

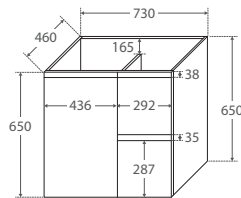


Bevelled edge pull-channel

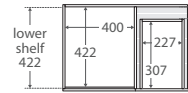


750 width

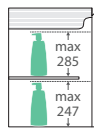
LEFT drawers: 75SL
RIGHT drawers: 75SR



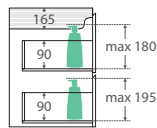
TOP VIEW: SHELF AREA & DRAWER AREA



SIDE VIEW: SHELF STORAGE

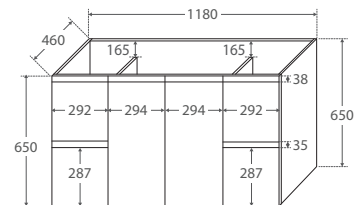


SIDE VIEW: RECESS & DRAWER STORAGE

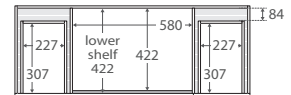


1200 width

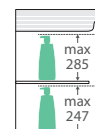
120S



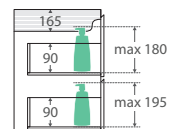
TOP VIEW: SHELF AREA & DRAWER AREA



SIDE VIEW: SHELF STORAGE

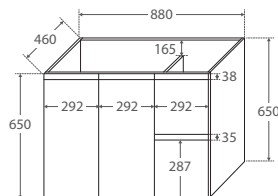


SIDE VIEW: RECESS & DRAWER STORAGE

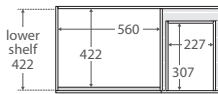


900 width

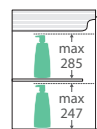
LEFT drawers: 90SL
RIGHT drawers: 90SR



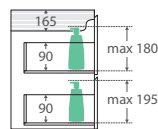
TOP VIEW: SHELF AREA & DRAWER AREA



SIDE VIEW: SHELF STORAGE

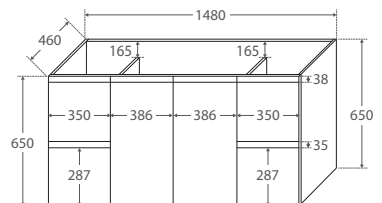


SIDE VIEW: RECESS & DRAWER STORAGE

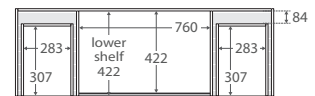


1500 width

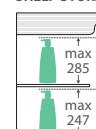
150S



TOP VIEW: SHELF AREA & DRAWER AREA



SIDE VIEW: SHELF STORAGE



SIDE VIEW: RECESS & DRAWER STORAGE

