


ALLPROOF
INDUSTRIES



STAINLESS STEEL
**SHOWER
CHANNELS**


www.allproof.com



Equator (E)



Horizon (H)



Vapour (V)



Sunrise (S)



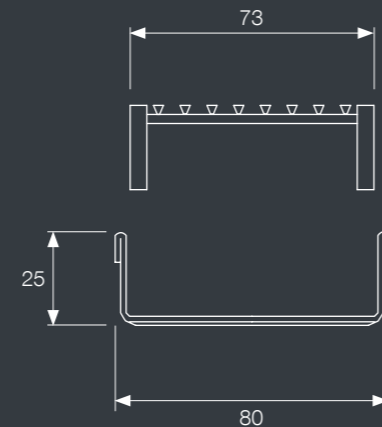
Tile Insert (TI)

THE VISION CHANNEL SERIES

The Vision series is an all stainless steel shower channel and grate system with a centre outlet, available off the shelf from Allproof. Vision shower channel kits include your choice of stainless steel grate and channel and a VF80 leak control flange. Plus a floor waste gully is also available from Allproof.

The Vision series is available in four stock lengths: 800, 900, 1000 and 1200mm. However, custom sizes are also available, please see opposite page.


TKV800 (H,E,S,V,TI)	800mm Vision Channel
TKV900 (H,E,S,V,TI)	900mm Vision Channel
TKV1000 (H,E,S,V,TI)	1000mm Vision Channel
TKV1200 (H,E,S,V,TI)	1200mm Vision Channel



CUSTOMISE YOUR VISION CHANNEL

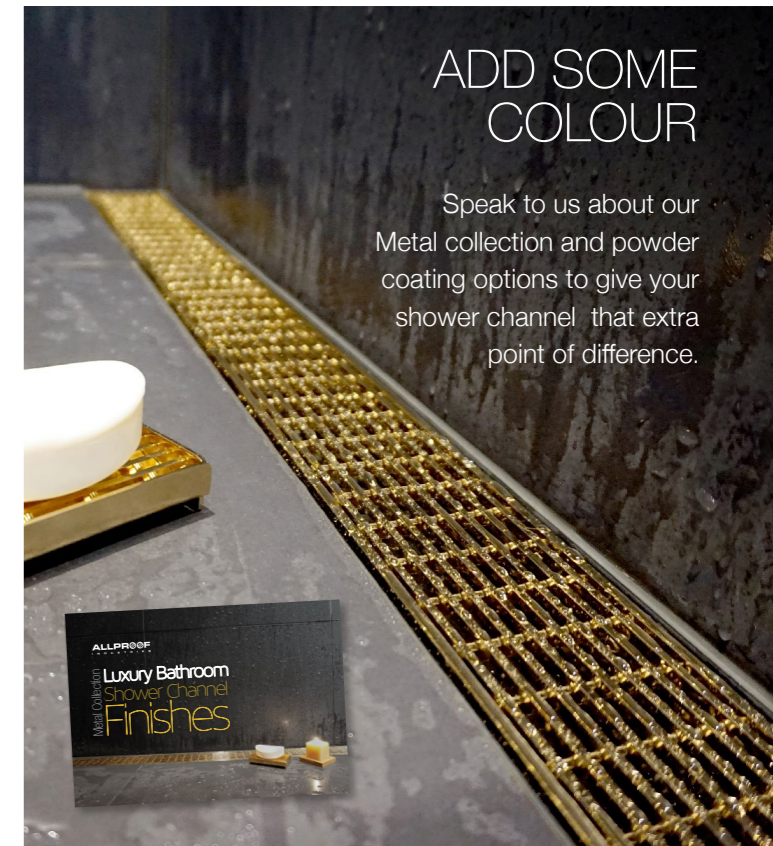
We offer you the ability to customise the length of your shower channel. Custom grate lengths are available up to a maximum of two metres per individual grate.

To fully create the ultimate linear drainage solution for your tiled shower, choose features such as the number and positioning of waste outlets and grate style.



ADD SOME COLOUR

Speak to us about our Metal collection and powder coating options to give your shower channel that extra point of difference.



Download custom Vision channel forms at allproof.com



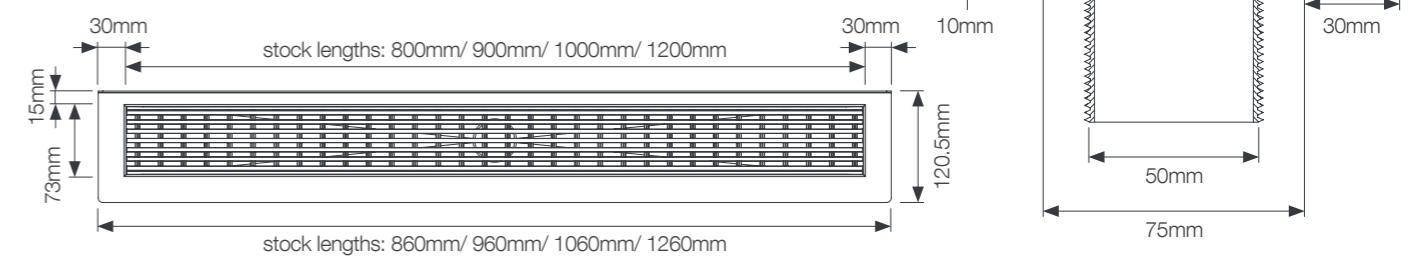
SC SERIES

The SC series provides the ultimate solution for the growing trend of linear channel drains in tiled showers.

The SC series offers the elegance of the vision range, but also provides a flange on the stainless channel for bonding waterproofing systems to before tiling.

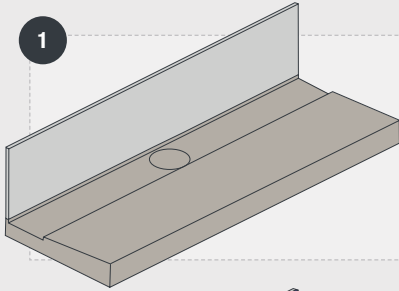
SCW800 (H,E,S,V,TI)	800mm Grate SC Series Wall Flange Channel (860mm total length)
SCW900 (H,E,S,V,TI)	900mm Grate SC Series Wall Flange Channel (960mm total length)
SCW1000 (H,E,S,V,TI)	1000mm Grate SC Series Wall Flange Channel (1060mm total length)
SCW1200 (H,E,S,V,TI)	1200mm Grate SC Series Wall Flange Channel (1260mm total length)

Download custom SC channel forms at allproof.com

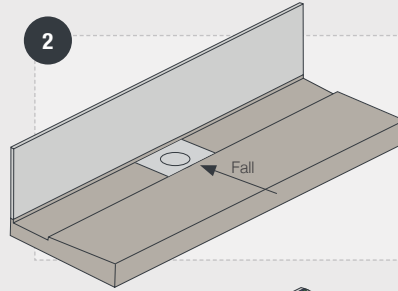


VISION INSTALLATION STEPS

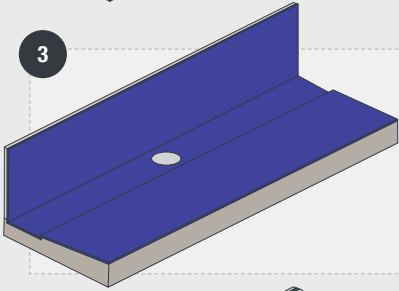
Download SC Series install guide from allproof.com



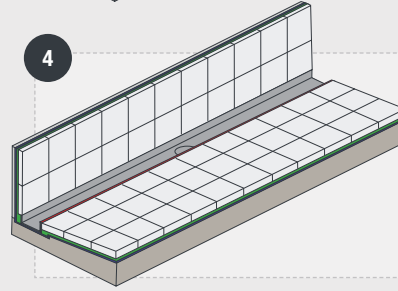
1
Builder to create recess 100mm wide and a minimum 15mm deep.



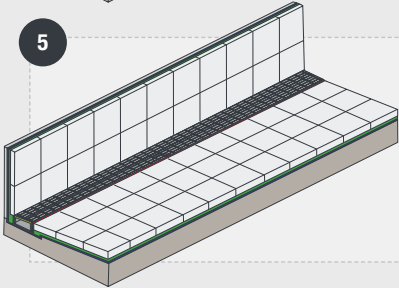
2
Plumber to rebate VF80 flange in bottom of trench. Ensure there is fall towards the channel to aid the drainage of water.



3
Waterproof to flange, completely 'tanking wet area.'



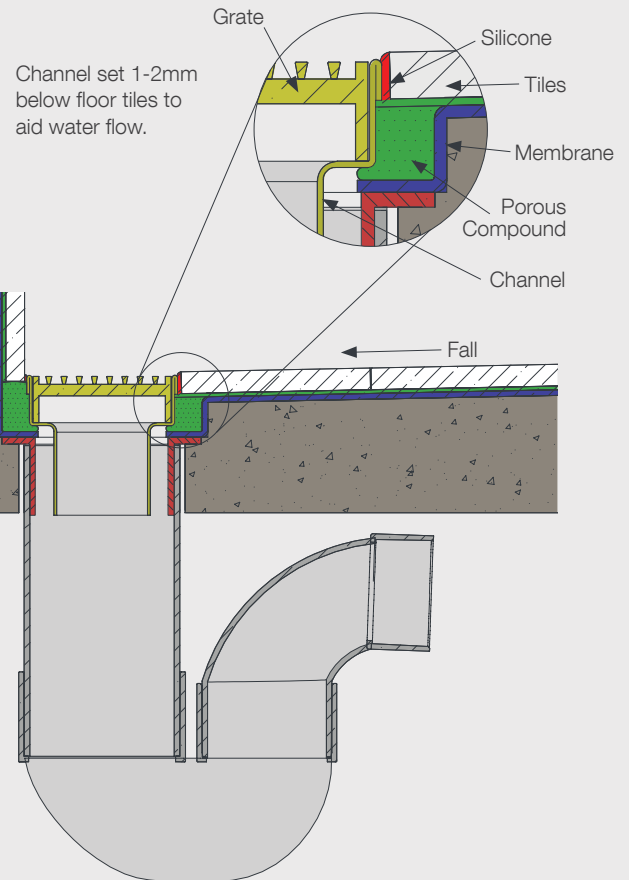
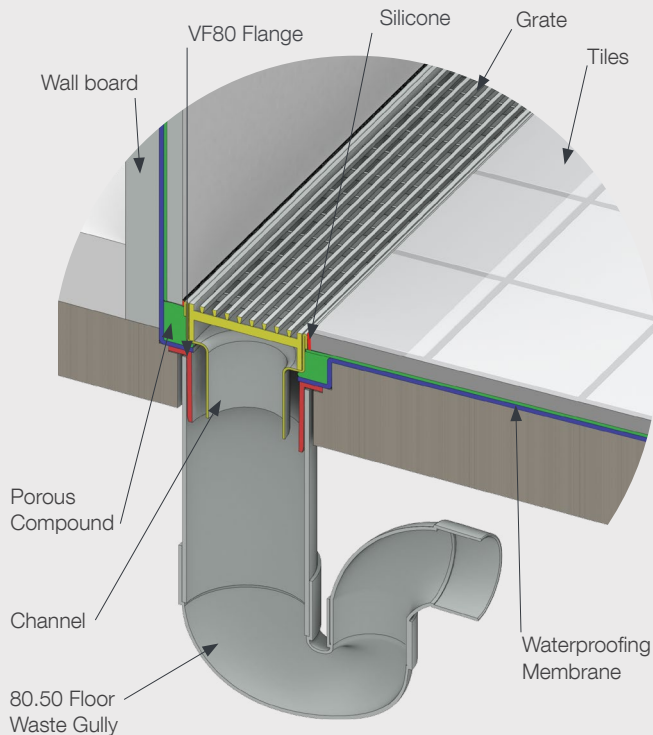
4
Tiler to install channel, leveling with a porous compound. Tile up to channel, install a bead of silicone between tiles and channel.



5
Install grate.

For more information please contact us: www.allproof.com

DETAILS



Installation instructions in regards to waterproofing and construction are indicative only. Please refer to your qualified waterproofer and builder to ensure you are adhering to current industry best practise and compliance regulations.



allproof.com