




# Timberline



CUSTOM  
MODULAR  
*Laundry*  
— COLLECTION —

100% AUSTRALIAN MADE CABINETS | EASY DIY INSTALLATION



It is with pure confidence that we guarantee all our laundry cabinets for a full 5 years. **We believe in what we do!**

The guarantees on our cabinets and other items are:

SilkSurface Tops:	7 Years
Laminate Tops:	7 Years
Cabinets:	5 Years
Laundry Sink:	1 Year
Clothes Rail:	1 Year
4L Stainless Steel Bin:	1 Year



If you would like a wall to wall laundry we can **accommodate the size with a custom made** laundry system to suit your individual needs.




Every single cabinet in this brochure is 100% Australian made. That means you know you are getting a **reliable product from a reliable source.**



WOW! You can choose any cabinet in this brochure and **mix and match** our huge range of colours and handles. Personalise your laundry with our ultimate selections to create just the look you are after!

See pages 46 - 59 for our stunning selections that can be used on any cabinet in this brochure - at **NO EXTRA COST!**



DIY Installation is easy with our modular system. **Each module is built ready for you to install.** No flat packs here. Installation instructions are included with all orders.



## WHAT'S THE DIFFERENCE?

### SILKSURFACE

SilkSurface is a high performance 30mm acrylic solid surface. Manufactured using a special multi-process technique, these solid surfaces have a beautiful blend of colours with a realistic granite appearance.

- |   |  |
|---|--|
| <ul style="list-style-type: none"> <li>✓ Non-porous</li> <li>✓ Easy self-repair if scratched</li> <li>✓ Good stain resistance</li> <li>✓ Crack and chip resistant</li> <li>✓ Can be drilled onsite with wood jigsaw</li> <li>✓ 7 year warranty</li> </ul> | <ul style="list-style-type: none"> <li>✗ Scratches easier than Caesarstone (e.g. from laundry baskets or sharp objects)</li> <li>✗ Doesn't have the natural stone 'cold' feel</li> <li>✗ Cannot be cut to size onsite</li> </ul> |
|---|--|

### LAMINATE

Laminate benchtops are a practical 33mm surface with a radiused front edge. Available in a wide range of intricate colours and patterns, laminate tops offer an economic and dynamic alternative to other benchtop varieties.

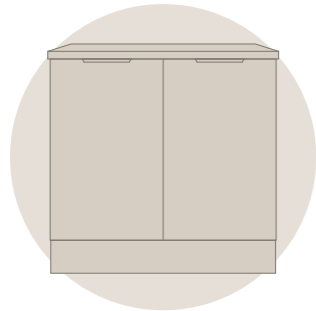
- |  |   |
|--|---|
| <ul style="list-style-type: none"> <li>✓ More economical than SilkSurface</li> <li>✓ Larger range of colours and patterns</li> <li>✓ Stain resistant</li> <li>✓ Can be installed DIY</li> <li>✓ Easy maintenance</li> <li>✓ 7 year warranty</li> </ul> | <ul style="list-style-type: none"> <li>✗ Cannot be repaired if damaged</li> <li>✗ Not heatproof</li> <li>✗ More susceptible to water damage in wet areas</li> </ul> |
|--|---|

## MODULAR LAUNDRY SYSTEM

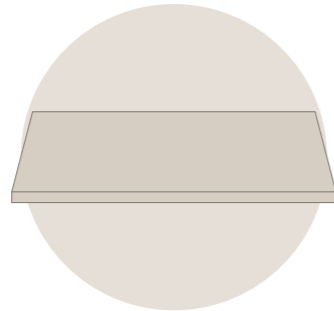
Timberline's modular laundry system will allow you to customise your laundry to suit your individual needs. Whether you need a custom wall to wall, or just a small laundry, we have a solution for you. Draw up your own laundry and we will custom make your benchtop to the length you require.

# HOW IT WORKS

## WHAT WE GIVE YOU

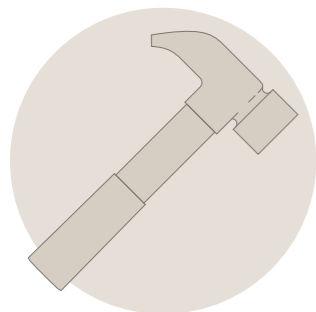


Fully assembled individual modular cabinets

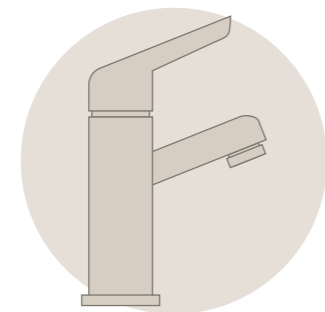


Blank slab to be cut onsite

## WHAT YOU NEED



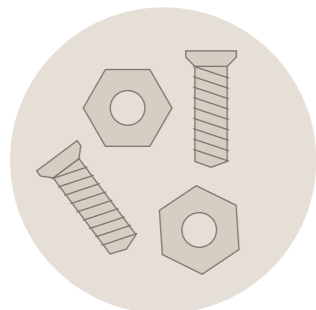
Cabinet maker or DIY handyman for installation of cabinets in your laundry



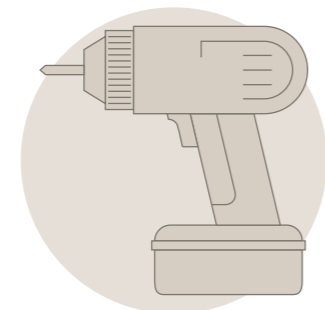
Laundry sink and tap



Plumber for connecting your sink and washing machine



Screws, bolts or plugs for fixing your cabinets to the wall



Tools required for installation including level, planer, screw gun, drill, drill bits, hole saws, jigsaw, etc.

# ORDERING CHECKLIST

The modular laundry cabinets in this brochure let you configure endless combinations and layouts.

But before you let your creative side run wild, a bit of planning is needed to ensure that you end up with the stunning laundry you're looking for.

Here are a few simple and easy steps to help design your laundry:

## CHECKLIST

- 1. Measure the total overall size you have available.**  
Remember to make allowance for wall tiles if your laundry hasn't yet been tiled.
- 2. Check your washing machine and tumble dryer sizes and confirm with the manufacturer how much free space is required around them.**  
We advise that you provide a bit too much free space rather than too little. This ensures that if you replace your machines later you won't be left with a space that is too small. Minimum 650mm gap is recommended.
- 3. Select your preferred cabinet layout from the options.**
- 4. Check your laundry sink size with your plumber.**  
We recommend a 900mm base cabinet to fit the sink. Some smaller sinks may fit into a 600mm base cabinet.
- 5. Place the sink next to your washing machine.**  
This allows your plumber to connect the water pipes for the machine.
- 6. Work out your benchtop length.**  
Once you have your cabinet layout confirmed, you can do this by adding up the CABINET + END PANEL + WASHING MACHINE sizes to work out the overall benchtop length.  
**NOTE:** Maximum laminate benchtop length = 3600mm. Maximum SilkSurface benchtop length = 3000mm. Cut outs are to be done onsite.

## THINGS TO CONSIDER

### Does the side of your cupboard butt up against a wall?

If so, be sure to order a FILLER PANEL to go between the wall and the side of the cupboard. This allows for a neat finish and helps to prevent doors and drawers from scraping up against the wall.

### And what if they don't butt up to a wall?

END PANELS provide a tidy finish for washing machines, dryers and cupboards that don't butt up against a wall, creating a smarter looking space overall. Of course, this isn't mandatory – the sides of all Timberline laundry modules are finished in the same colour at the fronts, making a neat, finished cabinet.

### For wall to wall laundries...

If you are creating a wall to wall laundry we can make a special width cabinet to suit! For example, we can reduce the size of a 900mm cabinet to 850mm, priced on next size up.

### Not all appliances are created equal!

Be sure to consider the depth of your chosen appliances when designing your laundry. Different appliances are different sizes, and so they may protrude further than the benchtop when installed, rather than sitting flush with the top edge.

### Avoiding cabinet and drawer creep...

Ensuring that you start with a level surface before installation is the best way to avoid cabinet doors and drawers from unexpectedly creeping open. Be sure to check out the **Installation Instructions** at [timberline.com.au](http://timberline.com.au) in preparation for cabinet installation and drawer adjustments.



## MODULAR LAUNDRY SYSTEM

Laundries have never been easier than with the Timberline Modular Laundry System.

This modular system will allow you to customise your laundry to suit your individual needs. Whether you need a custom wall to wall, or just a small laundry, we have a solution for you.

Draw up your own laundry by using the tools in this brochure and we will custom make your benchtop to the length you require.



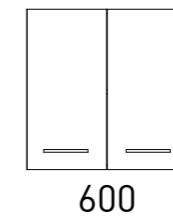
Check the pricelist pages for all available options and pricing.



MODULES




LTPPAN | \$55



LTP60 | \$488



LBFIL | \$44



LB60 | \$650



LBENCHSS/M | 600mm @ \$680  
per linear metre = \$680 (minimum charge for 1m)

FEATURED IMAGE INCLUDES

- White Satin top cabinets with Vertical routed panel upgrade
- Perugian Walnut lower cabinets
- 30mm Arctic White SilkSurface benchtop
- Brushed Gold Ova handles on base cabinets
- Fingerpull to open top cabinets

SEE PAGE 37 for more route options

PRO TIP

Combining woodgrain and painted routed cabinets is a sure way to add depth and vibrancy to small spaces.

Vertical routed panel upgrade | \$105 per door

Complete laundry cost as pictured: **\$2,127** (including routed panel upgrade)  
Complete laundry cost: **\$1,917** (with standard cabinet doors instead of shaker panels)

**NOTE:** Tapware, sink and appliances not included.



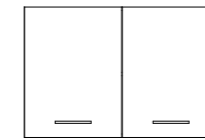


MODULES



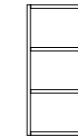
900

LTP90 | \$542



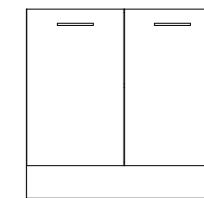
900

LTP90 | \$542



300

LTP30SH3 | \$448



900

LB90 | \$801



16

LBPAN | \$77



16

LBPAN | \$77



LBENCHSS/M | 2100mm @ \$680  
per linear metre = \$1,428

FEATURED IMAGE INCLUDES

- Prime Oak top cabinets
- 300mm Prime Oak open shelves
- White Satin base cabinets
- 30mm Carrara SilkSurface benchtop
- Fingerpull to open

SEE PAGE 55 - 59 for our collection of cabinet colours

PRO TIP

Timber highlights create contrast and add a touch of class to any combination of painted cabinets.

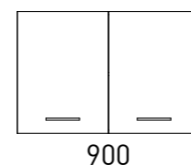
Complete laundry cost as pictured: **\$3,915**

**NOTE:** Tapware, sink and appliances not included.

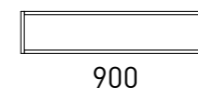




MODULES



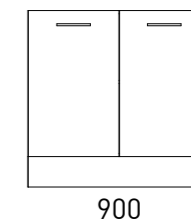
LTP90 | \$542



LTP90SH | \$493



LBFIL | \$44



LB90 | \$801



LBPAN | \$77



LBPAN | \$77



LBENCHSS/M | 2253mm @ \$680  
per linear metre = \$1,532

FEATURED IMAGE INCLUDES

- Rural Oak cabinets
- 30mm Arctic White SilkSurface benchtop
- Open shelf under the top cupboards
- Push-to-open upgrade on top cabinet
- Chrome D handles on base cabinet

PRO TIP

Check that your chosen sink will fit in the base cupboard. To be safe use a 900mm base cupboard.

SEE PAGE 50 - 51 for more SilkSurface benchtop colours

Push-to-open door upgrade | \$53 per door

Complete laundry cost as pictured: **\$3,672** (including push-to-open door upgrade)  
Complete laundry cost: **\$3,566** (with all standard cabinet handles)

**NOTE:** Tapware, sink and appliances not included.





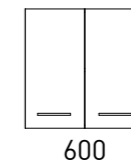
MODULES



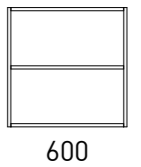
LTL45 | \$1,137



LTL45SH | \$1,196



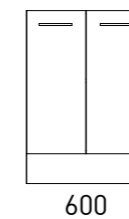
LTP60 | \$488



LTP60SH2 | \$520



LBPAN | \$77



LB60 | \$650



LBPAN | \$77



LBENCHSS/M | 1200mm  
@ \$680 per linear  
metre = \$816

FEATURED IMAGE INCLUDES

- 600mm Classic Oak open shelves
- White Satin top cabinets and tall units
- White Satin tall cupboard and open shelves
- Classic Oak base cabinet
- 30mm Calcutta Snow SilkSurface benchtop
- Brushed Gold Leather Pull handles


SEE PAGE 37 for more customising options and upgrades

PRO TIP

Open shelves are a great way to display your favourite items and create the illusion of space.

Complete laundry cost as pictured: **\$4,961**

**NOTE:** Tapware, sink and appliances not included.



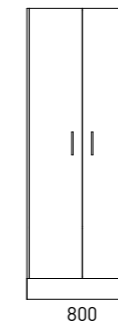




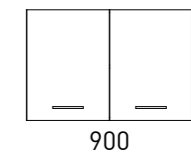
MODULES



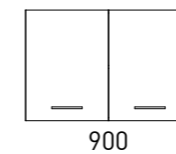
LTLFIL | \$67



LTL80 | \$1,474



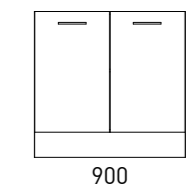
LTP90 | \$542



LTP90 | \$542




LTP45 | \$395



LB90 | \$801



LBPAN | \$77



LBPAN | \$77



LBNCH/M | 2255mm @ \$277 per linear metre = \$625

FEATURED IMAGE INCLUDES

- White Satin cabinets
- 33mm laminate Carrara Matt benchtop
- Victoria routed shaker panel upgrade to doors
- Chrome Round Knob handles

SEE PAGE 37 for more shaker panel options


**PRO TIP**

We suggest using a filler panel when butting up against a wall.

Victoria shaker panel upgrade | \$162 per door, \$324 per tall door

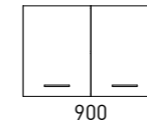
Complete laundry cost as pictured: **\$6,382** (including shaker panel upgrade)  
 Complete laundry cost: **\$4,600** (with standard cabinets instead of shaker panels)

**NOTE:** Tapware, sink and appliances not included.

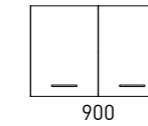




MODULES



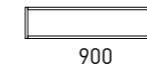
LTP90 | \$542




LTP90 | \$542



LTPPAN | \$55



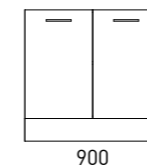
LTP90SH | \$493



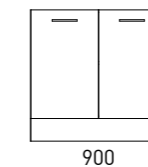
LTP90SH | \$493



LBFIL | \$44



LB90 | \$801



LB90 | \$801



LBPAN | \$77



LB45DR3 | \$708



LBFIL | \$44



LBNCH/M | 3598mm @ \$277 per linear metre = \$997

FEATURED IMAGE INCLUDES

- Black Satin cabinets
- 33mm laminate Carrara Matt benchtop
- Prime Oak Woodmatt open shelf under the top cupboards
- Push-to-open upgrade on top cupboard doors
- Brushed Nickel D Handles on base cabinets

SEE PAGE 55 for more paint colours


**PRO TIP**

Designing a wall to wall laundry? Consider whether you need custom sized cabinets to suit!

Push-to-open door upgrade | \$53 per door

Complete laundry cost as pictured: **\$5,809** (including push-to-open door upgrade)  
 Complete laundry cost: **\$5,597** (with standard cabinets instead of shaker panels)

**NOTE:** Tapware, sink and appliances not included.





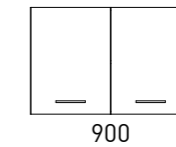
MODULES



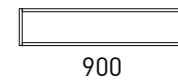
LTLFIL | \$67



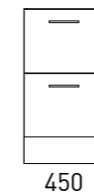
LTL45 | \$1,137



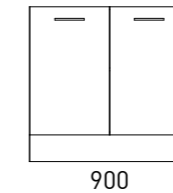
LTP90 | \$542




LTP90SH | \$493



LB45DR2 | \$650



LB90 | \$801



LB45 | \$569



LBNCH/M | 1810mm  
@ \$277 per linear  
metre = \$502

FEATURED IMAGE INCLUDES

- White Satin cabinets
- 33mm laminate White Cement benchtop
- Open shelf under the top cupboards
- Victoria shaker panel upgrade
- Brushed Nickel Retro handles

SEE PAGE 46 - 49 for our full collection of handles


**PRO TIP**

Handle combinations set the tone in any laundry setting.

Victoria shaker panel upgrade | \$162 per door/drawer, \$324 per tall door

Complete laundry cost as pictured: **\$6,219** (including shaker panel upgrade)  
Complete laundry cost: **\$4,761** (with standard doors and drawers instead of shaker panels)

**NOTE:** Tapware, sink and appliances not included.





MODULES

<p>LTL45   \$1,137</p>	<p>LTPPAN   \$55</p>	<p>LTP60   \$488</p>
<p>LTP60   \$488</p>	<p>LTP60   \$488</p>	<p>LTPPAN   \$55</p>
<p>LRAIL   1000mm @ \$46 per linear metre = \$46</p>	<p>LBPAN   \$77</p>	<p>LBPAN   \$77</p>
<p>LB60   \$650</p>	<p>LBFIL   \$44</p>	<p>LBENCHSS/M   1832mm @ \$680 per linear metre = \$1,246</p>

FEATURED IMAGE INCLUDES

- Light Grey cabinets
- 30mm Carrara SilkSurface benchtop
- Sussex shaker panel upgrade
- Clothes rail under top cabinets
- Brushed Nickel Flat Knob handles


**PRO TIP**

Be sure to factor in any clear space required around your appliances when designing your laundry.

Sussex shaker panel upgrade | \$162 per door, \$324 per tall door

Complete laundry cost as pictured: **\$6,471** (including shaker panel upgrade)  
 Complete laundry cost: **\$4,851** (with standard doors and drawers instead of shaker panels)

**NOTE:** Tapware, sink and appliances not included.



SEE PAGE 50 - 51 for more SilkSurface benchtop colours



Product image is for illustration purposes only. LB45BASK laundry basket system contains 1 laundry basket only. See page 40 for further details.

MODULES

<p>LTLFIL   \$67</p>	<p>LTL80   \$1,474</p>	<p>LTP90   \$542</p>	<p>LTP90   \$542</p>	<p>LTPPAN   \$55</p>
<p>LB45DR3   \$708</p>	<p>LB45BASK   \$1,558</p>	<p>LB90   \$801</p>	<p>LBPAN   \$77</p>	<p>LBNCH/M   1816mm @ \$277 per linear metre = \$504</p>

FEATURED IMAGE INCLUDES

- Charred Oak cabinets
- 33mm laminate Polar White benchtop
- 450mm deluxe soft-close laundry basket system:
  - 60kg load rated soft-closing sides
  - 6-way drawer front adjustment
  - 1 large pull-out basket
  - 48L capacity
- Chrome D 230mm handles


SEE PAGE 40 for laundry basket details

PRO TIP

The soft-close laundry basket system hides mess and helps prepare for the next load of washing.

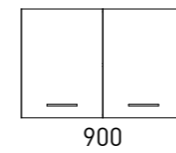
Complete laundry cost as pictured: **\$6,328** (including laundry basket system)  
 Complete laundry cost: **\$5,339** (with standard base cabinet LB45 instead of laundry basket system)

**NOTE:** Tapware, sink and appliances not included.

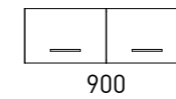




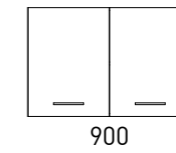
MODULES



LTP90 | \$542




LTP9030 | \$429



LTP90 | \$542



LTPPAN | \$55



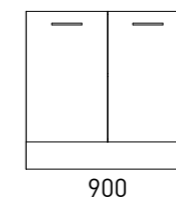
LRAIL | 1000mm  
@ \$46 per linear  
metre = \$46



LB45DR3 | \$708



LBPAN | \$77



LB90 | \$801



LBFIL | \$44



LBENCHSS/M |  
2716mm @ \$680  
per linear  
metre = \$1,847

FEATURED IMAGE INCLUDES

- Emerald Green cabinets
- 30mm Arctic White SilkSurface benchtop
- Clothes rail under top cabinets
- Push-to-open upgrade on top cupboard doors
- Brushed gold Ova handles on lower cabinets

**PRO TIP**


Clothes rails provide an added layer of organisation to any laundry setting.

SEE PAGE 38 - 39 for accessories and optional extras

Push-to-open door upgrade | \$53 per door


Complete laundry cost as pictured: **\$5,409** (including push-to-open door upgrade)  
Complete laundry cost: **\$5,091** (with all standard cabinet handles)

**NOTE:** Tapware, sink and appliances not included.





MODULES



915

LB90COMBO | \$1,458

*All in One Cabinet*

FEATURED IMAGE INCLUDES

- All in One unit, including stainless steel sink
- White Satin cabinet
- 33mm laminate Grigio Grafite benchtop
- Chrome D 230mm handles


SEE PAGE 38 for laundry sink details

Complete laundry cost as pictured: **\$1,458**

MORE FEATURES

- Available with any cabinet colour or handle combination
- 1 adjustable shelf
- Available with laminate top only

NOTE: Tapware and appliances not included. Top cut-outs are to be done onsite.



# Laundry Feature

## LAUNDRY INCLUDES

- Dark Grey cabinets
- 800mm tall cabinet
- 600mm base cabinets
- 33mm White Cement laminate benchtop
- Black Arch 340mm handles  
(shown in non-standard position - see Cabinet Handle Collection).

**NOTE:** Tap, sink and accessories not supplied by Timberline.



## LAUNDRY INCLUDES

- White Satin cabinets
- 900mm base cabinets
- 900mm top cabinet
- 33mm laminate benchtop
- Brushed Nickel Round Knob handles  
(shown in non-standard position - see Cabinet Handle Collection).

**NOTE:** Tap, sink and accessories not supplied by Timberline.





# DIY Laundry!

Timberline modular laundries were perfect for this DIY renovation!



### LAUNDRY INCLUDES

- Custom painted cabinets (additional charges apply)
- 450mm tall cabinet
- 450mm base cabinet
- 900mm top cabinet
- Sussex shaker panel upgrade
- 30mm SilkSurface Carrara benchtop
- Gold Flat Knob handles



BEFORE



AFTER

**DULUX COOL**  
The colour used in this laundry.

**NOTE:** Shelves, tap, sink and accessories not supplied by Timberline.

# LAUNDRY MODULES

PRICELIST

PRICELIST

**BASE CABINET 450mm**

PART NO.	RRP
LB45DR2	\$650

**BASE CABINET 450mm**

PART NO.	RRP
LB45DR3	\$708

**BASE CABINET 450mm**

PART NO.	RRP
LB45DR4	\$732

**TALL CABINET 450mm\***

LH OR RH HINGE

PART NO.	RRP
LTL45	\$1,137

**TALL CABINET 800mm\***

PART NO.	RRP
LTL80	\$1,474

**TALL CABINET 800mm\***

PART NO.	RRP
LTB80	\$1,675

**BASE CABINET 450mm**

LH OR RH HINGE

PART NO.	RRP
LB45	\$569

**BASE CABINET 450mm**

COMES WITH 1 PULL-OUT BASKET

PART NO.	RRP
LB45BASK	\$1,558

**BASE CABINET 450mm**

COMES WITH 1 FLIP-DOWN BASKET

PART NO.	RRP
LB45BASKFLIP	\$1,558

**TALL FILL PANEL 16mm**

PART NO.	RRP
LTLFIL	\$67

**TOP CABINET 450 x 600mm**

LH OR RH HINGE

PART NO.	RRP
LTP45	\$395

**TOP CABINET 600 x 600mm**

PART NO.	RRP
LTP60	\$488

**BASE CABINET 600mm**

COMES WITH 2 PULL-OUT BASKETS

PART NO.	RRP
LB60BASK	\$1,669

**BASE CABINET 600mm**

PART NO.	RRP
LB60	\$650

**BASE CABINET 900mm**

PART NO.	RRP
LB90	\$801

**TOP CABINET 900 x 600mm**

PART NO.	RRP
LTP90	\$542

**TOP END FILL PANEL 16mm**

PART NO.	RRP
LTPPAN	\$55

**TOP CABINET 450 x 300mm**

LH OR RH HINGE

PART NO.	RRP
LTP4530	\$276

**BASE FILL PANEL 16mm**

PART NO.	RRP
LBFIL	\$44

**BASE END PANEL 16mm**

PART NO.	RRP
LBPAN	\$77

**TALL CABINET 450mm**

PART NO.	RRP
LTL45SH	\$1,196

**TOP CABINET 600 x 300mm**

PART NO.	RRP
LTP6030	\$347

**TOP CABINET 900 x 300mm**

PART NO.	RRP
LTP9030	\$429

**TOP END FILL PANEL 16mm**

PART NO.	RRP
LTPPAN30	\$49

\*NOTE: Fingerpull not available on tall units.

**OPEN SHELF 450 x 200mm\***

PART NO.	RRP
LTP45SH	\$352

**OPEN SHELF 600 x 200mm\***

PART NO.	RRP
LTP60SH	\$436

**OPEN SHELF 900 x 200mm\***

PART NO.	RRP
LTP90SH	\$493

**TOP CABINET 300 x 600mm**

PART NO.	RRP
LTP30SH2	\$416

**TOP CABINET 300 x 600mm**

PART NO.	RRP
LTP30SH3	\$448

**OPEN SHELF 450 x 600mm**

PART NO.	RRP
LTP45SH2	\$468

**OPEN SHELF 450 x 600mm**

PART NO.	RRP
LTP45SH3	\$503

**OPEN SHELF 600 x 600mm**

PART NO.	RRP
LTP60SH2	\$520

**OPEN SHELF 600 x 600mm**

PART NO.	RRP
LTP60SH3	\$558

**ALL IN ONE 915mm**

PART NO.	RRP
LB90COMBO	\$1,458

**BENCHTOPS<sup>^</sup>**

ORDER TO YOUR CUSTOM LENGTH

33mm - LAMINATE  
30mm - SILKSURFACE

MAX LAMINATE BENCHTOP LENGTH = 3600mm | MAX SILKSURFACE BENCHTOP LENGTH = 3000mm  
ROUNDED FRONT TO LAMINATE BENCHTOP | FLAT FRONT TO SILKSURFACE BENCHTOP

BENCHTOP	PART NO.	RRP (Min. charge for 1m)
33mm Laminat Benchtop	LBNCH/M	\$277 per linear metre
30mm SilkSurface Benchtop	LBENCHSS/M	\$680 per linear metre

\* Open shelves require handles or push-to-open upgrade on overhead cabinets. See page 37 for PTO upgrade. Fingerpull not available.  
<sup>^</sup> Benchtops are to be purchased with laundry modules and cannot be ordered separately. Laminat benchtops are laminat both ends. Minimum charge for 1m. Cut-outs to be done onsite.


## SPECIAL CABINET COLOUR OPTIONS

COLOUR OPTIONS	PART NO.	\$ (Per Cabinet)
Laminex Melamine Special Colours	SPECCOLLAMIN	\$212
Formica Melamine Special Colours	SPECCOLFORMIC	\$212
Polytec Melamine Special Colours	SPECCOLPOLYT	\$212
Laminex Crystal Gloss Special Colours	SPECCOLLAMCGLOS	\$294
Polytec Ravine/Legato Special Colours	SPECCOLPOLYTTEX	\$294
Special Paint Colour	SPECCOLPAINT	\$212
All other Non Standard Melamine Colours		POA

## CABINET OPTIONS

SHAKER PANEL UPGRADE OPTIONS	PART NO.	\$ (Per Door/Drawer)*
DID YOU KNOW? You can upgrade to shaker doors on any laundry module. Drawer and door widths might vary depending on cabinet layout. Available in painted finishes only.		
Upgrade to Victoria Shaker per Panel	RFVICTORIA	\$162
Upgrade to Sussex Routed Shaker per Panel	RFSUSSEX	\$162
Upgrade to Classic Routed Shaker per Panel	RFCLASSIC	\$105
Upgrade to Cross Routed per Panel	RFCROSS	\$105
Upgrade to Linear Routed per Panel	RFLINEAR	\$105
Upgrade to Quilted Routed per Panel	RFQUILTED	\$105
Upgrade to Scales Routed per Panel	RFSCALES	\$105
Upgrade to Vertical Routed per Panel	RFVERTICAL	\$105

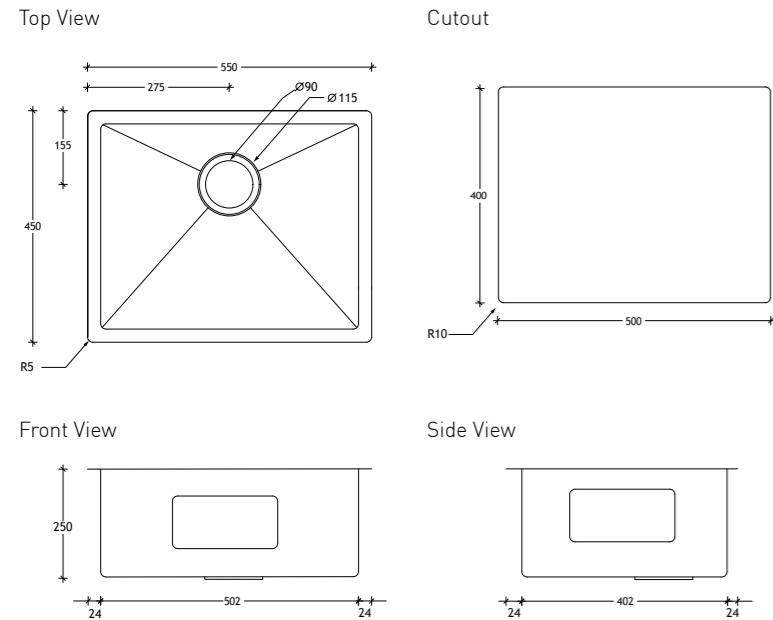
\*NOTE: Double charge applies per tall unit.



CABINET CUSTOMISING OPTIONS	PART NO.	\$
Upgrade laundry module with to Push-To-Open hinge (per door)	CUSTDOORP20	\$53

## LAUNDRY SINK

Let us make the decision for you! Our generous 61 litre 304 stainless steel laundry tub can be dropped into a slab or laminate top with ease.



ITEM	PART NO.	\$
<b>Stainless Steel Laundry Sink</b>	LSINK550	\$569

**NOTE:** Minimum base unit required 600mm W x 570mm D. Waste included.

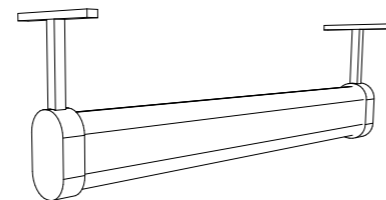
## LAUNDRY RAIL

Available in black matt and chrome, hanging rails are a practical addition to your new laundry.

AVAILABLE COLOURS: **BM** Black Matt **CH** Chrome

**NOTE:** Please specify required length and colour when ordering. End flanges and centre flange included in pricing. Minimum charge for 1m.

ITEM	PART NO.	\$
<b>Laundry Rail</b>	LRAIL	\$46 per metre (Min. charge for 1m)



## 4L STAINLESS STEEL BIN

Easy to install, easy to clean and easy to use! Keeping your new laundry space neat and tidy is easy with your new stainless steel bin. Complete with push-to-open lid for ease of use.

**NOTE:** Alterations to the size and position of the base cabinet internal shelf will be made to accommodate for the bin. Sent loose for onsite installation.

ITEM	PART NO.	\$
<b>4L Stainless Steel Bin</b>	BINSMALL	\$109



BIN LID DETAIL

## IN-DRAWER POWERPOINTS

The in-drawer power point is a simple but practical addition. For multi-drawer cabinets just let us know which drawer you would like it in. **Please note that an electrician will be required to hardwire the powerpoint during installation.** Standard position top drawer unless specified otherwise.

ITEM	PART NO.	\$
<b>In-drawer Powerpoint (each)</b>	PPOINT	\$142



## BLUETOOTH SOUND SYSTEM

Would you like to stream your favourite songs through your laundry? This fantastic system uses the side wall of your cupboard as a soundboard to give you outstanding sound quality. Connection is simple and easy via Bluetooth so you can quickly and easily get the good vibes happening with a quick tap of your phone.

ITEM	PART NO.	\$
<b>Bluetooth Sound System</b>	BLUETOOTHSYS	\$275

**NOTE:** Speaker must be mounted to the cabinet sides for best sound quality.



# LAUNDRY BASKET SYSTEM

Available in pull-out and flip-down options, laundry basket systems are perfect for keeping dirty laundry out of sight and preparing for the next load of washing. Baskets are removable for ease of use and complete with air vents to reduce build up of moisture.

Single Pull-Out Basket 450mm Cabinet | 48L Capacity



Single Flip-Down Basket 450mm Cabinet | 48L Capacity



Double Pull-Out Baskets 600mm Cabinet | 70L Capacity



ITEM	PART NO.	\$
Single Pull-Out Basket (Base Cabinet 450mm, 48L Capacity)	LB45BASK	\$1,558
Single Flip-Down Basket (Base Cabinet 450mm, 48L Capacity)	LB45BASKFLIP	\$1,558
Double Pull-Out Baskets (Base Cabinet 600mm, 70L Capacity)	LB60BASK	\$1,669



Coastal  
and  
modern

Natural  
and  
refined



# MODULAR LAUNDRY SYSTEM ORDER FORM



**Fax to: 02 6773 8555 Email To: sales@timberline.com.au**

To make life easy, fill this form in with your customer. Please enter quantities in corresponding boxes below.

## STORE DETAILS

Company Name: ..... Completed by: .....  
 Purchase Order No: ..... Date: .....

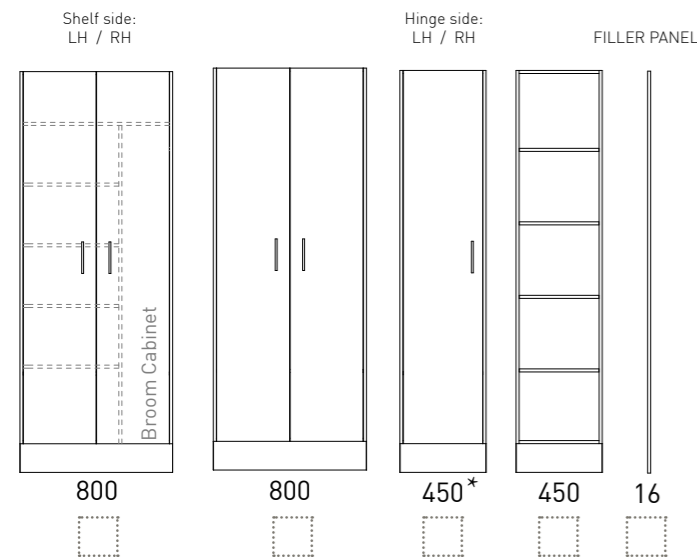
## CUSTOMER DETAILS

Customer Name: ..... Customer Contact No: .....  
 Customer Signature: ..... Customer Email: .....

## MODULAR LAUNDRY SYSTEM

### TALL CUPBOARDS/SHELVES/FILL PANEL

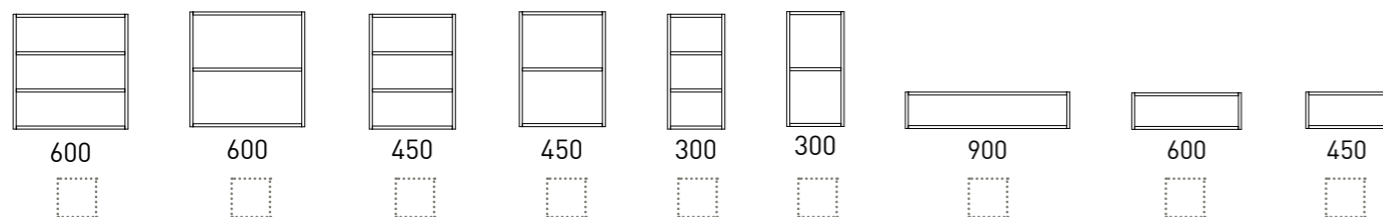
Colour: .....  
 Upgrades (if any): .....



**NOTE:** Hinge side to be specified on all single doors

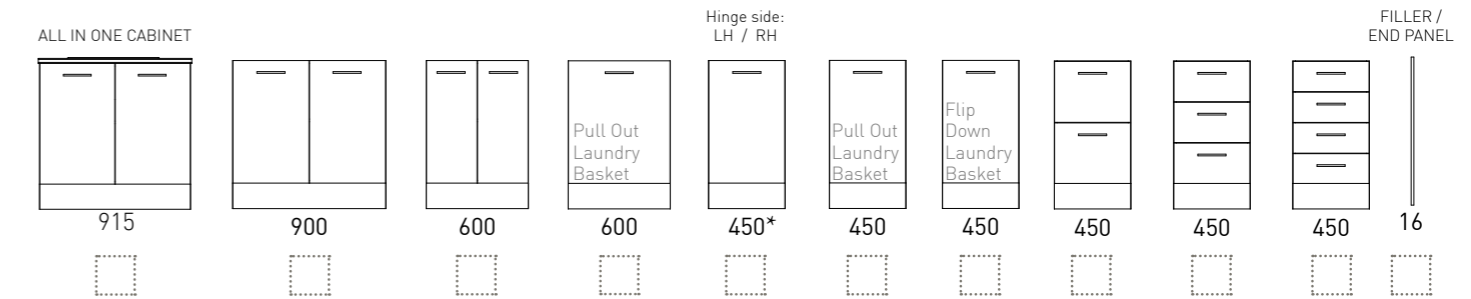
### OPEN SHELVES

Colour: .....



### BASE CUPBOARDS/FILLER/END PANEL

Colour: .....  
 Upgrades (if any): .....



**NOTE:** Hinge side to be specified on all single doors

### SHAKER PANEL UPGRADE (Please circle required items)

Victoria*	Sussex*	Classic^	Cross^
Linear^	Quilted^	Scales^	Vertical^

Module/s (Please specify): .....

\* VICTORIA and SUSSEX: Add \$162 per door/drawer, \$324 per tall unit door  
 ^ CLASSIC, CROSS, LINEAR, QUILTED, SCALES, and VERTICAL: Add \$105 per door/drawer, \$210 per tall unit door

### ACCESSORIES (Please circle required items)

Laundry Sink	4L Stainless Steel Bin	Laundry Rail LENGTH: ..... COLOUR: .....
Powerpoint LOCATION: .....	Bluetooth Soundsystem	

### HANDLES

#### BASE CABINETS

Handle Type: .....  
 Handle Size: .....  
 Handle Colour: .....

Fingerpull / Push to Open<sup>†</sup> (please circle)

<sup>†</sup>Push To Open add extra \$53 per door

#### OVERHEAD CABINETS

Handle Type: .....  
 Handle Size: .....  
 Handle Colour: .....

Fingerpull / Push to Open<sup>†</sup> (please circle)

### BENCHTOP

Laminate / SilkSurface<sup>‡</sup> (please circle) Length: ..... Colour: .....

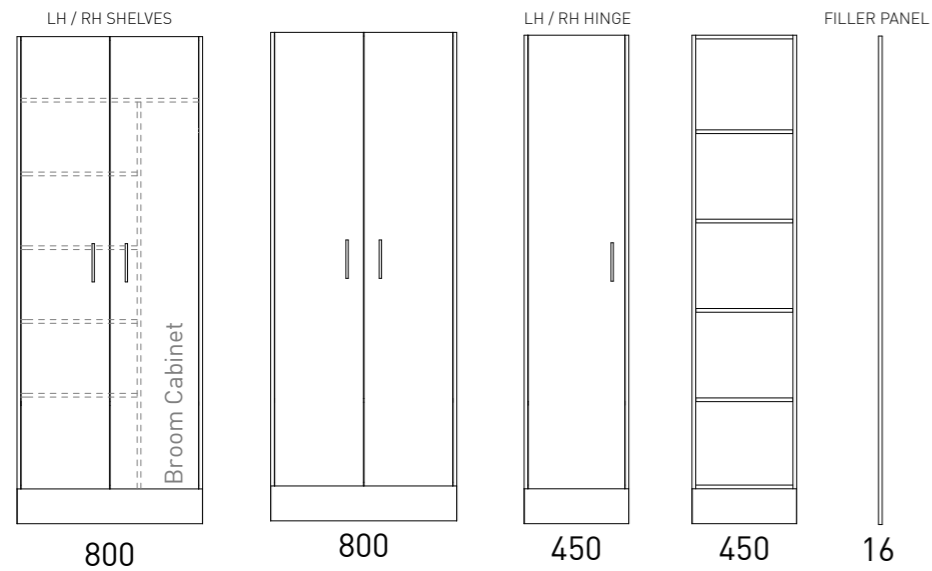
<sup>‡</sup>Maximum benchtop lengths: Laminate = 3600mm, SilkSurface = 3000mm

Check the pricelist pages to confirm available options. Please check your selection carefully as Timberline cannot be held responsible for incorrect choices.

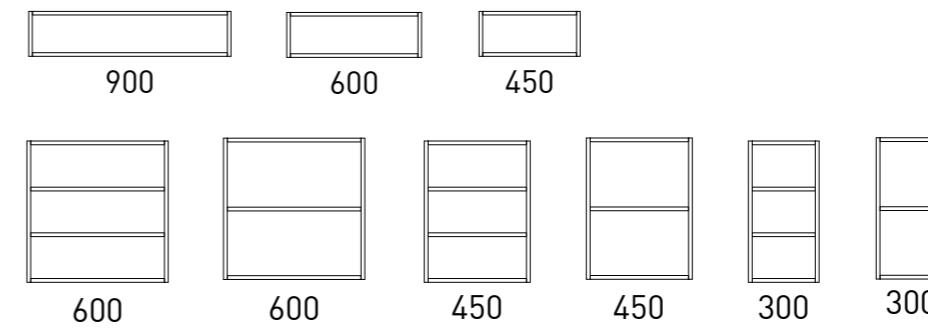
# DESIGN YOUR LAUNDRY LAYOUT

Use the scale drawings below and the layout grid on the opposite page to design your own laundry layout.

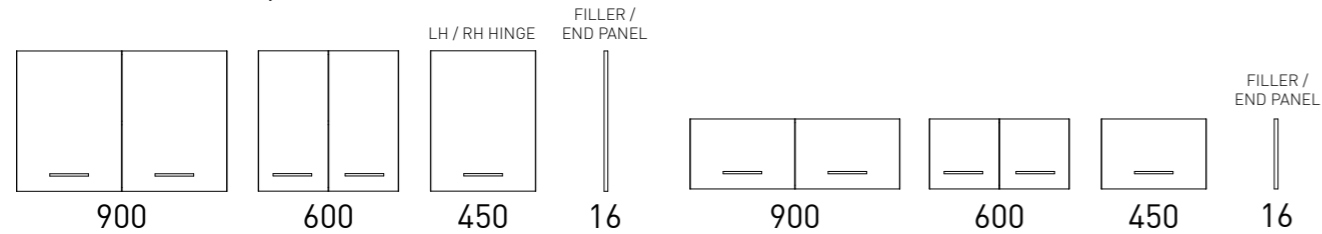
## TALL CUPBOARDS/SHELVES/FILL PANEL



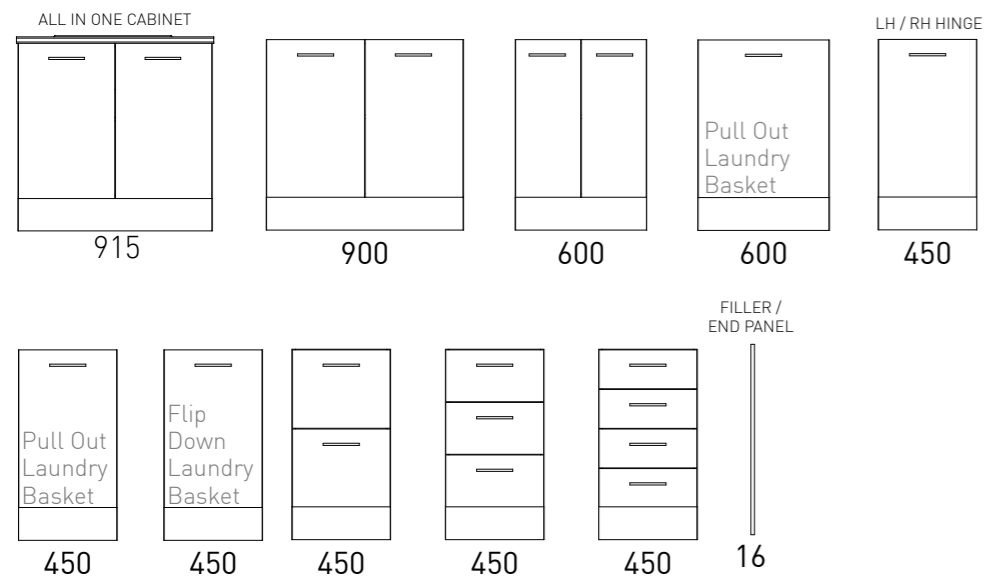
## OPEN SHELVES



## OVERHEAD CUPBOARDS/END PANEL

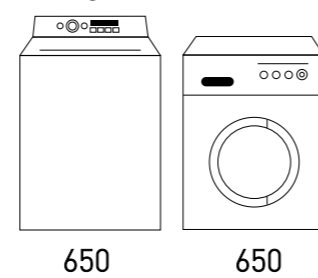


## BASE CUPBOARDS/FILLER/END PANEL

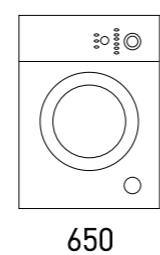


## APPLIANCES

Washing Machines:




Dryer:



**NOTE:** Confirm the required space around appliances with the manufacturer.

## LAYOUT GRID

4 Blocks = 1m Scale 1:25



# CABINET HANDLE COLLECTION

What a selection! Choose from chrome, brushed, black, white or gold - long or short - square or curved. We've got them all! Customise your cabinet with any of these stunning handle options at no extra cost!

## ARCH HANDLE

AVAILABLE IN 244mm & 340mm



CHROME

BRUSHED NICKEL

BLACK

WHITE

SATIN GOLD

## CURVE HANDLE

AVAILABLE IN 198mm & 359mm



CHROME

BRUSHED NICKEL

BLACK

WHITE

SATIN GOLD

## D HANDLE

AVAILABLE IN 138mm\*, 230mm, 361mm & 457mm



CHROME

BRUSHED NICKEL

BLACK

WHITE

SATIN GOLD

## FLAT KNOB\*



CHROME

BRUSHED NICKEL

BLACK

SATIN GOLD

## LEATHER PULL\*



CHROME


BLACK

PEWTER

SATIN GOLD

## OVA HANDLE\*

AVAILABLE IN 100mm, 200mm & 350mm



CHROME

BRUSHED NICKEL

BLACK

BRUSHED GOLD

## RETRO HANDLE\*



CHROME

BRUSHED NICKEL

BLACK

WHITE

PEWTER

SATIN GOLD

## ROUND KNOB\*



CHROME

BRUSHED NICKEL

BLACK

WHITE

SATIN GOLD

\*Denotes handles suitable size for shaker cabinets



# CABINET HANDLE CONTINUED

## SOLID LIP HANDLE

AVAILABLE IN 50mm\* & 178mm



CHROME 50 BRUSHED NICKEL 50 BLACK 50 SATIN GOLD 50



CHROME 178 BRUSHED NICKEL 178 BLACK 178 SATIN GOLD 178

## SQUARE HANDLE

AVAILABLE IN 224mm & 352mm



CHROME BRUSHED NICKEL BLACK WHITE SATIN GOLD

## FINGERPULL



WOODGRAIN FINGERPULL



PAINTED FINGERPULL

### Notes for Fingerpull Option:

Usable drawer height is reduced with fingerpulls. Drawer and door widths might vary depending on cabinet layout.

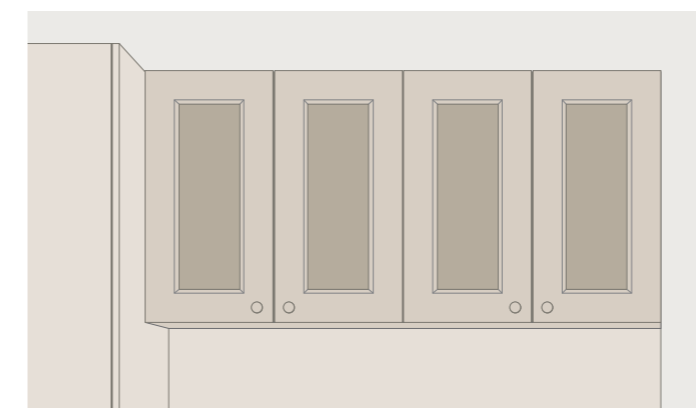
Available in all colours. Fingerpull not available on tall units. Square fingerpull for overhead units.

## HANDLE MOUNTING HOLE CENTRES

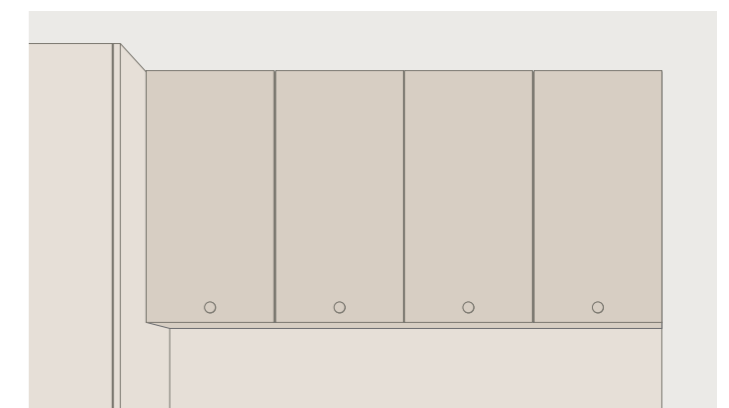
ARCH	244mm	340mm		
Mounting Hole Centres	224mm Holes	320mm Holes		
CURVE	198mm	359mm		
Mounting Hole Centres	160mm Holes	320mm Holes		
D HANDLE	138mm*	230mm	361mm	457mm
Mounting Hole Centres	128mm Holes	224mm Holes	352mm Holes	448mm Holes
OVA HANDLE	100mm*	200mm*	350mm*	
	64mm	128mm	256mm	
RETRO*				
Mounting Hole Centres	64mm Holes			
SOLID LIP	50mm*	178mm		
	32mm Holes	160mm Holes		
SQUARE	224mm	352mm		
Mounting Hole Centres	192mm Holes	320mm Holes		

\*Denotes handles suitable size for shaker cabinets

## STANDARD POSITIONS FOR LEATHER PULL & KNOB HANDLES



SHAKER CABINETS - Handles are moved to corners as standard





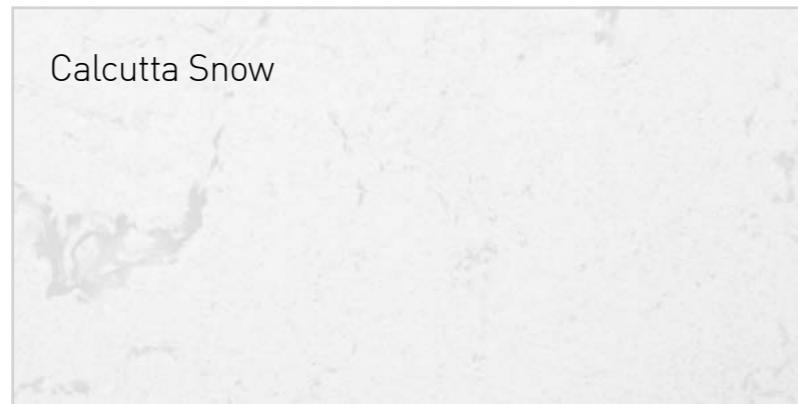
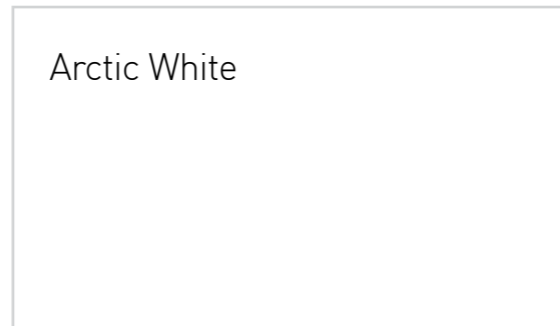



OTHER CABINETS - Centred handles

# SilkSurface™ 30mm SOLID SURFACE COLLECTION

SilkSurface is the right choice for enduring beauty. Manufactured using a special multi-process technique, these solid surfaces have a beautiful blend of colours with a realistic natural appearance. Tops made from our SilkSurface range are high performance 30mm acrylic solid surfaces.

Benchtops are to be purchased with laundry modules and cannot be ordered separately. Maximum length = 3000mm.






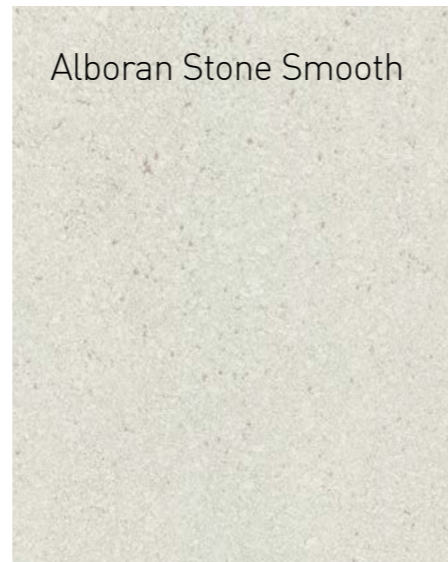
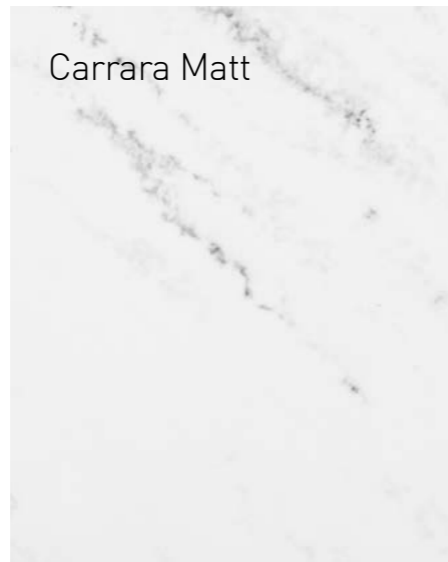
SilkSurface may be substituted for equivalent colours if required.

SilkSurface is manmade slab with an acrylic resin base. As each slab is individual, natural variation in graining and colouring is to be expected. While the colours in this brochure are to the highest standard in printing, it should only be used as an indication of actual product design. Please visit your local showroom to view larger samples.

# LAMINATE BENCHTOP COLLECTION

These laminate benchtops provide a durable and easy clean surface. They are 33mm thick with a radiused front edge and laminated ends. Once you have worked out your cabinet selection, provide us with an overall benchtop length and we will make it to your ordered size.

Benchtops are to be purchased with laundry modules and cannot be ordered separately. Maximum length = 3600mm.





# STANDARD PAINT COLOUR COLLECTION

Choose any of these colours for any of our cabinets at no extra cost! All painted colours are finished with our durable 2 pack polyurethane hardening process, which makes them easy to clean and hard-wearing.

Shaker and routed cabinets are only available in painted finishes.

White Gloss	White Satin	Black Satin
Dark Grey Satin	Light Grey Satin	Duck Egg Blue Satin
Navy Blue Satin	Emerald Green Satin	Pastel Pink Satin




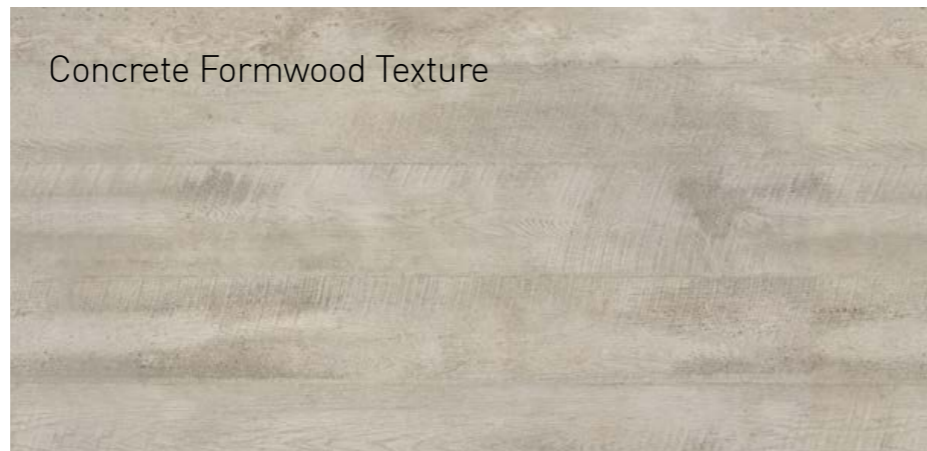


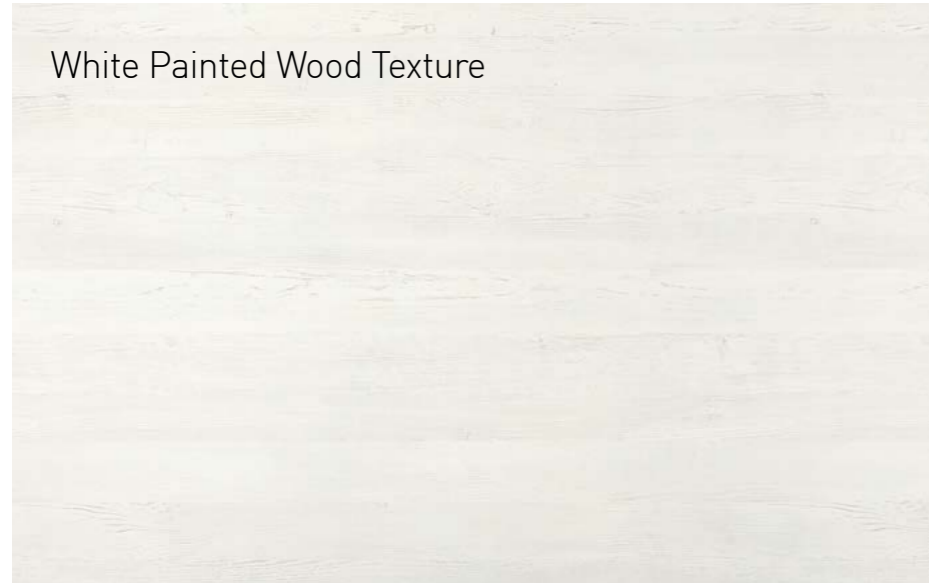
Satin finish standard unless specified for pastel colours.

**Note for Special Paint Colours:** Gloss finishes look distinctly different to sample matt finishes. Painted colours can vary slightly between batches.


# STANDARD WOODGRAIN CABINET COLOUR COLLECTION

Choose any of these colours - at no extra cost! Melamine woodgrain finishes are ultra durable and add warmth and colour to your laundry. Some woodgrains have a matt finish while others have a realistic texture. Please make sure you check out actual colour samples before placing your order. Obviously it is impossible to get a perfect reproduction of the real colours in a printed brochure. Colours may be substituted for alternative matching brands.

**Woodgrain finishes are not available on shaker routed cabinets.**



**Note for woodgrain cabinets:** Due to manufacturing process grain patterns do not line up across panels. Horizontal grain is standard on laundry base and overhead units. Grain direction may vary. Vertical grain on tall units.



Artisan Beamwood Texture



Oxidised Beamwood Texture



Notaio Walnut Woodmatt




Fox Teakwood Texture



Lustrous Elm Matt



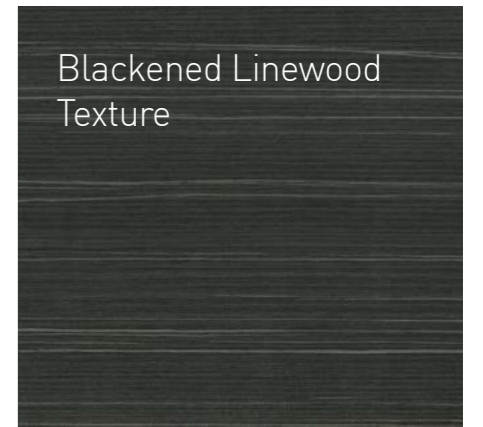
Estella Oak Woodmatt




Charred Oak Texture




Perugian Walnut Woodmatt



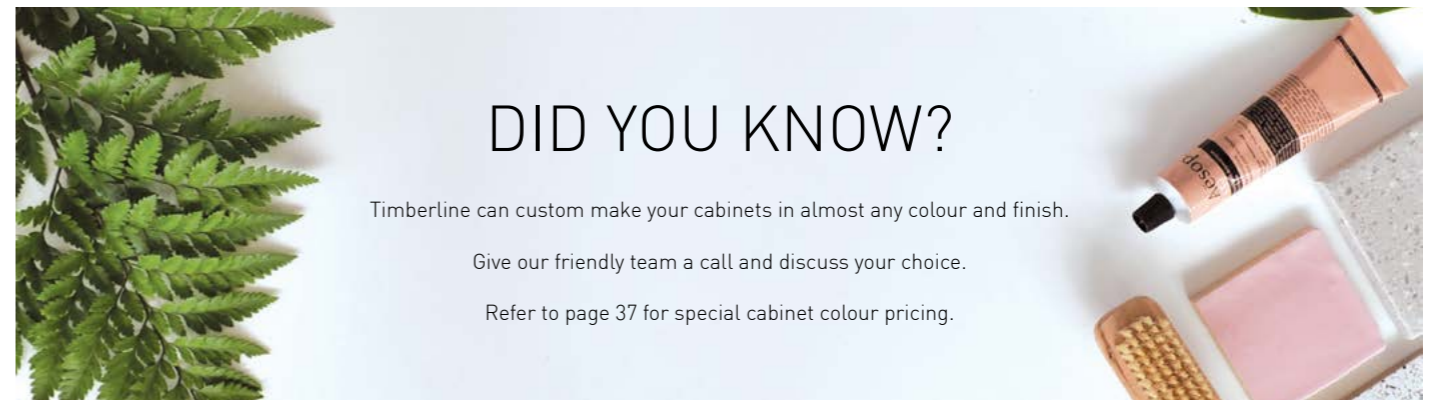
Blackened Linewood Texture



Antico Oak Woodmatt



Milano Walnut Texture



**DID YOU KNOW?**

Timberline can custom make your cabinets in almost any colour and finish.

Give our friendly team a call and discuss your choice.

Refer to page 37 for special cabinet colour pricing.

**Note for woodgrain cabinets:** Due to manufacturing process grain patterns do not line up across panels. Horizontal grain is standard on laundry base and overhead units. Grain direction may vary. Vertical grain on tall units.



OCTOBER 2020 - SEPTEMBER 2021

For your nearest distributor go to  
[www.timberline.com.au/stores](http://www.timberline.com.au/stores)

---

PO Box 5004, 22 Myrtle Drive, Armidale NSW 2350  
T: +61 2 6773 8500 F: (02) 6773 8555  
E: [sales@timberline.com.au](mailto:sales@timberline.com.au)

T: (02) 6773 8500  
[www.timberline.com.au](http://www.timberline.com.au)

