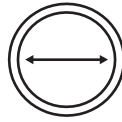


VELVET DESERT

Printable ring sizing guide

This guide is aimed to help you decide which ring size to choose.

For increased accuracy, use a ring in a similar style and with a similar band width to the ring you intend to buy. Once you place your ring on the circle guides you should be able to see the black line touching the internal diameter of the ring.



internal diameter

Step 1

Print this document out to 100% Do not reduce the print size in your printer 'page setup' area, on Mac select the print at 'actual size' option. This guide must be printed on a full A4 page. When printed, check the line below with a ruler it should measure

30mm



Step 2

Place your ring band on the chart below and match the inside edge of the ring to the nearest size circle.

Step 3

The number in the circle that best fits your ring is your ring size. If it falls somewhere in between two sizes, then you should opt for the larger size.



14.80mm



15.20mm



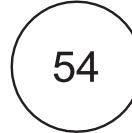
15.60mm




16mm



16.80mm



17.20mm



18.00mm



18.80mm