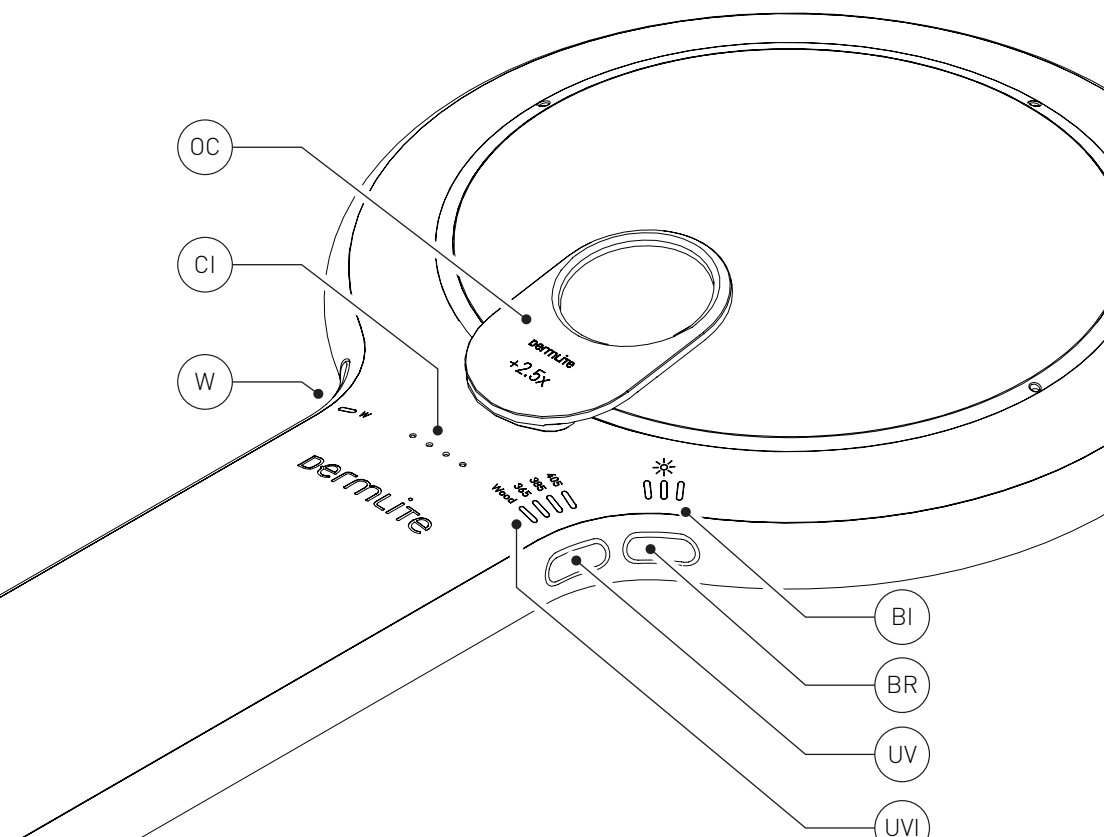


LUMIO®



dermLite®

# Instructions

**CAUTION:** Prior to using this device, read these instructions and keep them in a safe place for future reference. Rx only. This device is designed for external examination only within professional healthcare facilities by medical professionals.

**CAUTION:** Do not use the device in fire or explosive risk area (e.g. oxygen-rich environment).

**CAUTION:** This product contains glass. Dropping or mishandling device may cause glass breakage. Be careful when handling broken glass; glass may be very sharp.

**WARNING:** This product can expose you to chemicals including methylene chloride and hexavalent chromium, which are known to the State of California to cause cancer or reproductive toxicity. For more information go to [www.P65Warnings.ca.gov](http://www.P65Warnings.ca.gov).

## EMI Compatibility

This Product conforms to the electromagnetic emissions standard IEC 60601-1-2: 2014.

The EMISSIONS characteristics of this equipment make it suitable for use in industrial areas and hospitals (CISPR 11 class A). If it is used in a residential environment (for which CISPR 11 class B is normally required) this equipment might not offer adequate protection to radio-frequency communication services. The user might need to take mitigation measures, such as relocating or re-orienting the equipment.

Portable and mobile RF communications equipment can affect medical electrical equipment.


Use of this equipment adjacent to or stacked with other equipment should be avoided because it could result in improper operation. If such use is necessary, this equipment and the other equipment should be observed to verify that they are operating normally.

Use of accessories, transducers and cables other than those specified or provided by the manufacturer of this equipment could result in increased electromagnetic emissions or decreased electromagnetic

immunity of this equipment and result in improper operation.

Lumio 2 is an internally powered skin examination device with broad-spectrum white light and a range of UV light wavelengths designed to view the skin with magnification and clarity.

## Directions for Use

**CAUTION:**  Do not look directly into the bright LED light. Patients must close their eyes during facial examinations.

**CAUTION:** Check the correct operation of the device before use! Do not use the device if there are visible signs of damage or the lights begin to flash.

**IMPORTANT:** Before initial use, please charge the internal lithium ion battery. See "Battery & Charging" for details.

Hold Lumio about 75-150 mm (3-6") above the skin to be examined. Press the left button (W) to power on the device in polarized white light mode. Pressing the left button (W) again – while the device is on – toggles between white light and the most recently-used UV lighting mode. To choose between UV light wavelengths, tap the UV button until the UV indicator (UVI) corresponding with the desired wavelength illuminates. Note that the "Wood" mode is a blend of UV wavelengths that approximates the spectrum of a classic Wood's lamp.

Choose from one of three brightness levels by pressing the brightness button (BR). The selected brightness level corresponds with the number of brightness indicators (BI) illuminated.

Look through the lens with your eye placed 100-150mm (4-6") above the device. Move the device closer or farther away from the skin to obtain the desired image focus and field of view.

To turn off the unit, push and hold any button about 1 second. In order to save power, the device will turn off automatically after 3 minutes.

## OptiClip™ Accessory

**WARNING:** This device contains magnets. Do not use in proximity of pacemakers or other magnetically sensitive devices or

items.

Lumio 2 includes two magnetic accessories designed to optically enhance the examination. In order to increase the contrast of fluorescent features during UV examinations, magnetically attach the OptiClip™ labeled “495nm LONG PASS” at the dual attachment points (AP). In order to increase the main lens magnification by an additional 2.5x, use the “+2.5x” clip. One OptiClip may be stored in the handle’s recessed OptiClip Storage (OS).

### Battery & Charging

**CAUTION:** *This device uses a specialized 3.7V 4000mAh lithium ion battery, which can only be purchased from 3Gen or from an authorized 3Gen dealer. Do not under any circumstances use another battery other than the one designed for this unit. Doing so could result in damage to the unit.*

This device is equipped with a four-level Charge Indicator (CI). When the unit is turned on and fully charged, all four LEDs light up. When less than 75% of battery life remains, three LEDs are illuminated. If more than half the battery is drained, two LEDs are on, while a single LED indicates that less than 25% of battery capacity remains.

To charge your device, connect the supplied USB-C to USB cable to the Charging Port (CP) and any IEC 60950-1 compliant (5V) USB port.

The Charge Indicator (CI) will pulse to indicate charging, with the number of pulsing LEDs corresponding with charge level.

When charging is complete, all four LEDs will be illuminated. When fully charged, the device will allow approximately 1-5 hours of operation, depending on the brightness level used.

After years of use, you may wish to replace the battery, which is only available from 3Gen or an authorized 3Gen dealer. To change the battery, contact 3Gen or your local 3Gen dealer.

### Troubleshooting

Please check [www.dermlite.com](http://www.dermlite.com) for the

most current troubleshooting information. If your device requires servicing, visit [www.dermlite.com/service](http://www.dermlite.com/service) or contact your local 3Gen dealer.

### Care and Maintenance

Your device is designed for trouble-free operation. Never attempt to open the device for any reason. Repairs shall be made only by qualified service personnel.

### Cleaning and Sterilization

The exterior of your device, except the optical parts, may be wiped clean with isopropyl alcohol (70% vol.). The lens and the polarizing filters should be treated as high quality photographic equipment and should be cleaned with standard lens cleaning equipment and protected from harmful chemicals.

Do not use abrasive material on any part of the equipment or immerse the device in liquid. Do not autoclave.

The Lumio 2 set includes:

Lumio 2 scope (polarized white LEDs, 365nm LEDs, 385nm LEDs, 405nm LEDs) 100mm 2.3x primary lens, 2.5x add-on lens, 495nm add-on bandpass filter, protective pouch, USB to USB-C charging cable.

### Warranty


10 years for parts and labor. The rechargeable battery is warranted for 1 year. Serial number and company information are located in the OptiClip Storage (OS) compartment.

### Disposal


This device contains electronics and a lithium ion battery that must be separated for disposal and may not be disposed of with general household waste. Please observe local disposal regulations.


### Technical Description

For Lumio 2 Technical Description visit [www.dermlite.com/technical/](http://www.dermlite.com/technical/) or contact your local 3Gen dealer.

REF	EN Model Number		EN Manufacturer
DA	Modellnummer	DA	Fabrikant
DE	Modellnummer	DE	Hersteller
ES	Número de modelo	ES	Fabricante
FI	Mallinumero	FI	Valmistaja
FR	Numéro de modèle	FR	Fabricant
IT	Numero del modello	IT	Produttore
NL	Modelnummer	NL	Fabrikant
PT	Número do Modelo	PT	Fabricante
SE	Modellnummer	SE	Tillverkare

SN	EN Serial Number		EN EC Representative (EU Only)
DA	Serienummer	DA	EF-repræsentant (kun for EU)
DE	Serienummer	DE	EU-Vertreter (EU-weit)
ES	Número de serie	ES	Representante CE (solo UE)
FI	Sarjanumero	FI	EU-edustaja (vain EU:ssa)
FR	Numéro de série	FR	Représentant CE (seulement pour l'Union)
IT	Numero seriale	IT	Rappresentante CE (solo UE)
NL	Serienummer	NL	EC Vertegenwoordiging (Alleen voor EU)
PT	Número de Série	PT	Representante CE (apenas na UE)
SE	Serienummer	SE	EC-representant (Endast EU)

	EN Attention, consult accompanying document
DA	Opmærksomhed, konsultér medfølgende dokument
DE	Achtung, siehe Bedienungsanleitung
ES	Atención, consulte el documento adjunto
FI	Huomio: Tutustu mukana tulevaan kirjalliseen aineistoon.
FR	Attention, veuillez bien consulter le document d'accompagnement
IT	Attenzione, consultare la documentazione allegata
NL	Opgelet, raadpleeg bijbehorend document
PT	Atenção, consultar o documento anexo
SE	OBS! konsultera medföljande dokument

	EN Do not dispose as unsorted municipal waste
DK	Må ikke smides ud som usorteret husholdningsaffald
DE	Nicht mit dem unsortierten Hausmüll entsorgen
ES	No deseches este producto como residuos municipales sin clasificar
FI	Ei saa hävittää kaatopaikkajätteen mukana
FR	Ne pas jeter en tant que déchet municipal non trié
IT	Non smaltire insieme ai rifiuti urbani non differenziati
NL	Niet afvoeren als ongesorteerd stedelijk afval
PT	Não descartar como resíduos municipais não seleccionados.
SE	Får inte slängas i osorterade hushållssopor!



E. C. REP Ltd  
5 Fitzwilliam Square East, Dublin 2, D02 R744, Ireland  
Tel: +353 1 2 544 944 Email: info@ecrep.ie

To order or for more information please contact:

**docStock**  
MEDICAL EQUIPMENT SPECIALISTS™

**DocStock Pty Ltd**  
Aust. ABN 115 323 393  
P: (02) 8850 7177  
E: info@docstock.com.au  
www.DocStock.com.au

**3Gen**®

 DermLite and 3Gen are registered trademarks of  
3Gen, Inc. | 31521 Rancho Viejo Road | Suite 104 | San Juan Capistrano, CA 92675 | U.S.A.  
Tel. +1-949-481-6384 | Fax +1-949-240-7492  
E-Mail: info@3geninc.com | www.derm-lite.com  
©2019 by 3Gen, Inc. | All rights reserved. | REF A LUM2-1701  
Patents/Trademarks: www.derm-lite.com/patents

