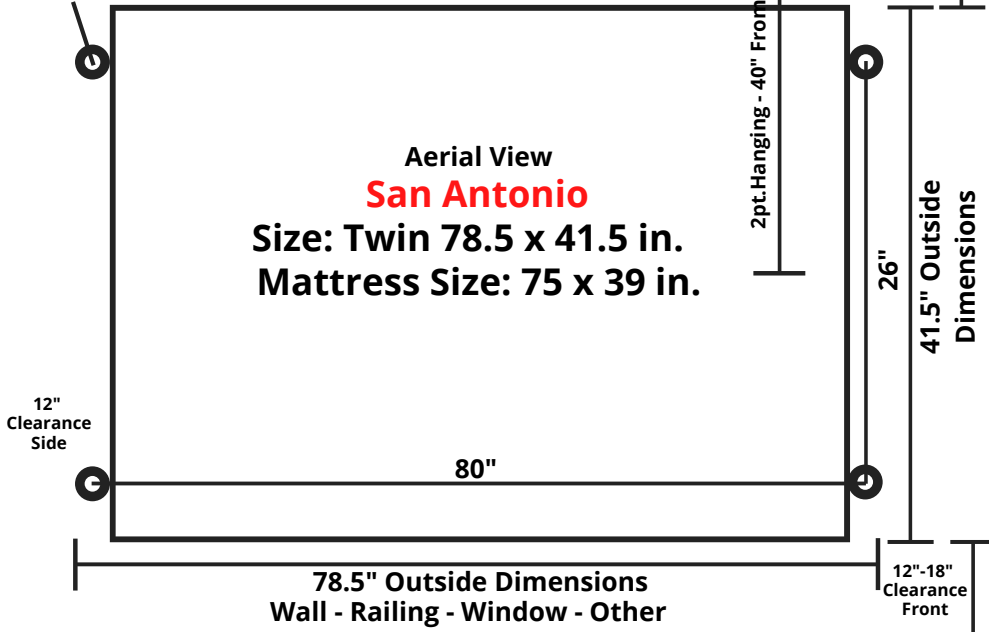


Wall - Railing - Window - Other

The circles indicate where the rope/chain attach to the bed. You will need to match these dimensions on your ceiling and into support beam with hooks.

12"-18"
Clearance
Behind

2pt. Hanging - 40" From Wall

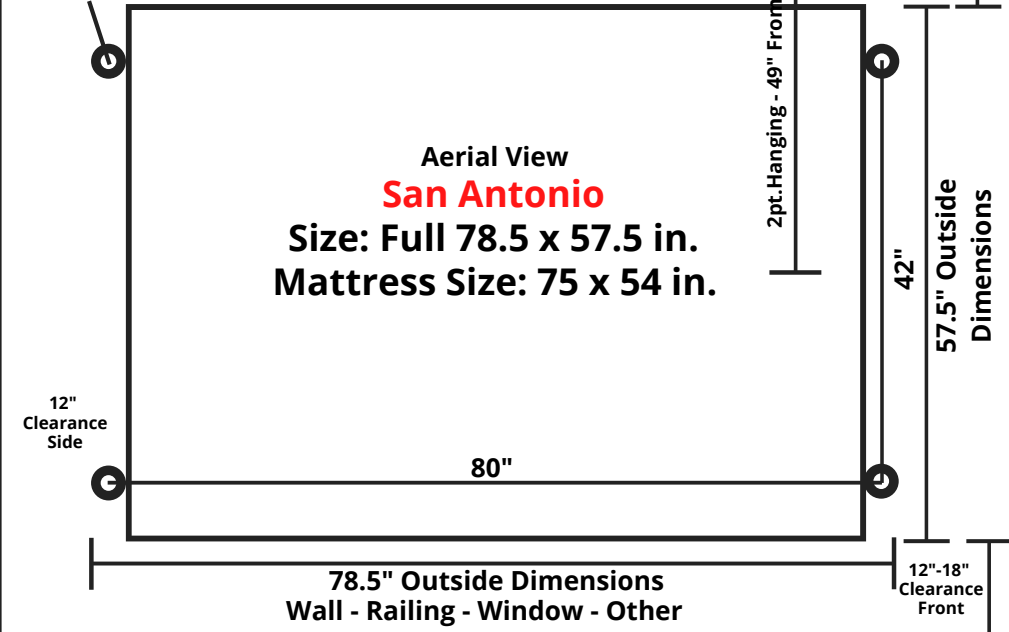


Wall - Railing - Window - Other

The circles indicate where the rope/chain attach to the bed. You will need to match these dimensions on your ceiling and into support beam with hooks.

12"-18"
Clearance
Behind

2pt. Hanging - 49" From Wall

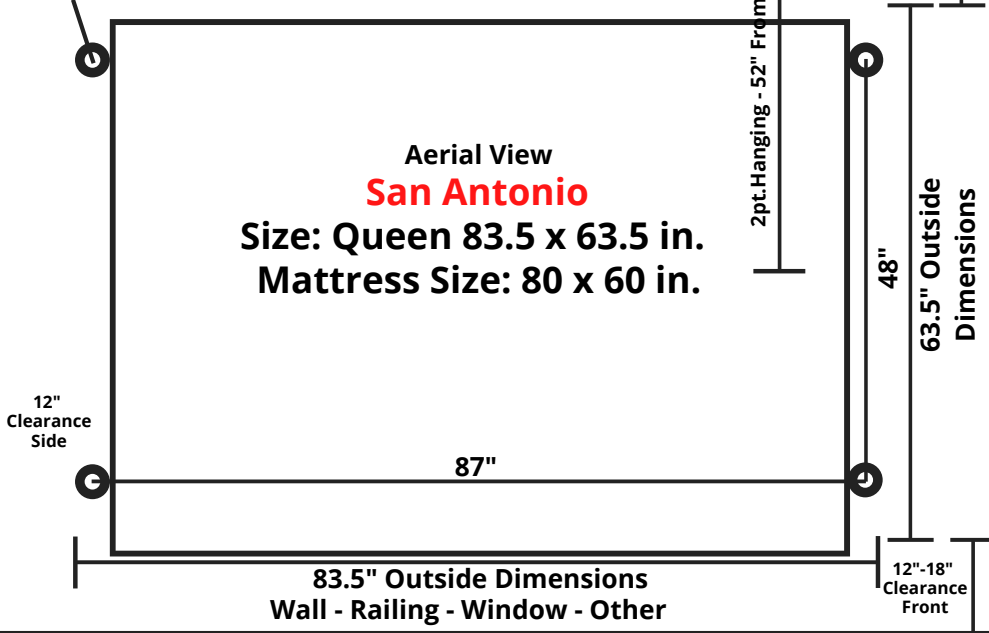


Wall - Railing - Window - Other

The circles indicate where the rope/chain attach to the bed. You will need to match these dimensions on your ceiling and into support beam with hooks.

12"-18"
Clearance
Behind

2pt. Hanging - 52" From Wall



Wall - Railing - Window - Other

The circles indicate where the rope/chain attach to the bed. You will need to match these dimensions on your ceiling and into support beam with hooks.

12"-18"
Clearance
Behind

2pt. Hanging - 60" From Wall

