

REDTRONIC ENVIRONMENTAL TEST CERTIFICATE

Company : Redtronic Ltd
Address : Unit 1-9, Wellington Business Park, Quebec Street, Elland, HX5 9BX,
United Kingdom
Sample Name : Tornado X Duo XT2M-047-BBL42
Date Tested : 19/12/23

TESTING LABORATORY ACCREDITATION:

ISO 9001:2015 certificate is approved by Q.A. International Certification Limited
Certificate No: QAIC / UK / 501

Regulations; 72/245/EC, ECE10 as amended is approved by Vehicle Certification Agency
Registration No: VCAMC/14/0043/A

UN/ECE Regulation No 65 is approved by Unidad De Certificación Del Automovil
Certificate No: C1 29571503D

TEST METHOD:

BS EN 60068-2-38:2009: Environmental testing – Temperature/humidity cyclic test

BS EN 60529:1992+A2:2013 – Degrees of protection provided by enclosures

ISO 20653: 2013-02: high-pressure cleaning

WE HEREBY CERTIFY THAT:

The test(s) shown in the attachment were conducted according to the indicating procedures.
We assume full responsibility for the accuracy and completeness of these tests and vouch
for the qualifications of all personnel performing them.

	Name	Date
Technical Engineer	Dan Jackson	19/12/2023

NOTE:

1. This certificate will be invalid if reproduced in part or altered in anyway.
2. This certificate refers only to the specimen(s) submitted to test and is invalid if used otherwise.

TABLE OF CONTENTS

1.	GENERAL INFORMATION	
1.1	DESCRIPTION OF UNIT	3
1.2	UNIT OPERATING CONDITION	3
2.	HIGH PRESSURE CLEANING TEST	
2.1	TEST EQUIPMENT	4
2.2	LABORATORY AMBIENCE CONDITION	4
2.3	REFERENCE DOCUMENT	4
2.4	TEST CONDITION	4
2.5	SUMMARY OF TEST	4
3.	ATTACHMENTS HIGH PRESSURE CLEANING	5
4.	ENVIRONMENTAL TESTING	
6.1	TEST EQUIPMENT	6
6.2	LABORATORY AMBIENCE CONDITION	6
6.3	REFERENCE DOCUMENT	6
6.4	TEST CONDITION	6
6.5	SUMMARY OF TEST	6
5.	ATTACHMENTS ENVIRONMENTAL TEST	7

1. GENERAL INFORMATION

1.1 DESCRIPTION OF UNIT

Manufacturer: Redtronic Ltd
Sample name and Sample quantity:

Sample Name	Sample Quantity
Tornado X Duo XT2M-047-BBL42	1 unit

1.2 UNIT OPERATING CONDITION

Unit is powered off and disconnected from power source. During testing there is a function test at beginning and end of test procedure. Unless stated otherwise in the test parameters of each test.

2. HIGH PRESSURE CLEANING TEST

2.1 TEST EQUIPMENT

Model	Calibration Date
HAIDA	January 2023

2.2 LABORATORY AMBIENCE CONDITION

Temperature: 25°C ± 10°C

Relative Humidity: 50% ± 25% (RH)

2.3 REFERENCE DOCUMENT

This test method refers to BS EN 60529:1992+A2:2013 – Degrees of protection provided by enclosures, specifically ISO 20653: 2013-02: high-pressure cleaning.

2.4 TEST PARAMETERS


Distance of the Nozzle to the specimen:	100 to 150mm
Water flow rate:	15l / min
Water pressure:	100 bar
Water temperature:	80°C
Speed test table:	5 U / min
Spray angle:	0°, 30°, 60°, 90°
Number of cycles:	1
Test Conditions:	The specimen is periodically in electrical operation.

2.5 SUMMARY OF TEST


A full test is carried out on each feature of the equipment to ensure that the test did not cause any kind of effect to the function of the product.

3. ATTACHMENTS HIGH PRESSURE CLEANING

SETUP



AFTER TESTING



Comments: The test caused no negative reaction. Lamp worked both at beginning of test cycle, during and after test cycle complete.

4. ENVIRONMENTAL TESTING

6.1 TEST EQUIPMENT

Model	Calibration Date
HAIDA	January 2023

6.2 LABORATORY AMBIENCE CONDITION

Temperature: $25^{\circ}\text{C} \pm 10^{\circ}\text{C}$

Relative Humidity: $50\% \pm 25\%$ (RH)

6.3 REFERENCE DOCUMENT

BS EN 60068-2-38:2009: Environmental testing – Temperature/humidity cyclic test



6.4 TEST PARAMETERS


Section of test:	Parameters:
Preconditioning	$55^{\circ}\text{C} \pm 2\text{ K}$ 20% RH for 24h
Initial measurements	Visual Inspection of specimen
Conditioning	$\pm 2\text{K}$ tolerance
Test cycle	$25^{\circ}\text{C} \pm 2\text{K}$ 93 $\pm 3\%$ RH at start of test the follow BS EN 60068-2

6.5 SUMMARY OF TEST

After testing, A visual inspection showed only slight condensation build up due to the cold temp of the plastics which cleared naturally once the unit was beginning to warm back up to room temperature.

5. ATTACHMENTS ENVIRONMENTAL TEST

SETUP	
	
AFTER TESTING	
	
<p>Comments: Device passed test with no negative reaction. The unit worked both at beginning of test cycle and after testing was complete. A periodic function test was run during the testing procedure.</p>	
<p>Conclusion: The test ended with no negative effects.</p>	

	Name	Signature	Date
Technical Engineer	Dan Jackson		19/12/2023