



LIGHTBARS

BEACONS

MINIBARS

DIRECTIONALS


WORKLAMPS

SIRENS

SPEAKERS

SWITCHES

AUXILIARY



THOR

Thor Interior Lights

Redtronic's Thor interior lights offer latest technology, bright white LEDs in a high quality compact aluminium housing with frosted lenses designed for optimum light diffusion. The Thor interior lights are ideal for illuminating large spaces such as van cargo areas. They meet the requirements of IP54 to protect against water, are EMC R10 approved and ADR compliant. These lights are suited to a wide variety of interior applications, are available in three length options and comes with a 12 month warranty.

Part Number	Lumens	Colour Type	Voltage	LEDs	Warranty
ITRW-160-WB	273lm		10-30VDC	22	12 months
ITRW-300-WB	691lm		10-30VDC	58	12 months
ITRW-600-WB	1169lm		10-30VDC	134	12 months

Features and Benefits

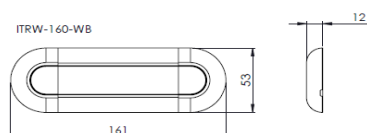


- High quality interior light
- Latest technology bright white LED's
- Dual colour:
- Single colour in white available on request
- 3 length options: 160mm, 300mm, 600mm
- EMC R10 and ADR compliant
- IP54 protection against dust & water ingress
- Lumens: 160-WB (273lm), 300-WB (691lm), 600-WB (1169lm)
- Flood beam pattern
- Surface mount (screws included)
- Hardwired / non-switch
- Switched and PIR versions available on request
- White and grey end cap options
- 50% DIM function
- Steel mounting bracket
- Aluminium housing
- Polycarbonate lens
- Voltage: 10-30VDC
- Warranty: 12 months


Please note: end caps are not attached to the lamp and the screw locations are exposed for the installers convenience, for more information refer to the product installation guide.

Dimensions

Fixing length 147mm (ITRW-160-WB)



Fixing length 287mm ITRW-300-WB



Fixing length 587mm ITRW-600-WB

