

Connovation Ltd.


EnviroMate 100TM – The Automated bait station



The enviroMate 100TM is an automated bait station designed to run unattended delivering fresh lure and/or poison seven times over 1 week, 2 weeks or a 3-week period. The targeted pests (possums, rodents), on discovering that there is a regular “dinner” at the enviroMate 100TM site return to it each night (usually several times in a night) to feed. Unlike trapping alone, the enviroMate lures and gains the confidence of its targets before dispatching them. Over this period of time while the target is becoming familiar and comfortable with the equipment, his mates (possums in particular are quite social animals) join him to also feed on the “dinners” offered nightly in the enviroMate100TM.

 **Email**
sales@connovation.co.nz

 **Phone**
09 273 4333

 **Address**
36B Sir William Ave, East Tamaki
Auckland 2013

Connovation Ltd.

Targeting rats only.

Using traps only in conjunction with enviroMate 100TM


- Place a heaped pile of lure (flour, peanutbutter or Ferafeed 213) in each chamber of the enviroMate100TM (about 75g).
- Program to cycle every day, opening a new chamber sometime after 5pm or so.
- After a few days of prefeeding set one or several traps (depending on density of rodents) nearby with the same lure on their feeding plate.
- Check and reset traps daily.
- You will need to refill the enviroMate 100TM after 7 days.

Using poison only in conjunction with enviroMate 100TM

- Press a golf ball sized piece of Ratabate into each chamber of the enviroMate100TM (being a paste, rats cannot take the bait away. This is enough Ratabate to kill one rat)
- Program to cycle every three days (although you may initially wish to cycle every day if pest numbers are high) opening a new chamber sometime after 5pm or so.
- On a three day cycle the enviroMate 100TM will need to be refilled after 21 days, on a two-day cycle, every 14 days and a one-day cycle, every 7 days.
- When there is bait remaining in the chambers then there are probably no rats left so fill the chambers with flour or peanut butter and continue the three-day cycling as a monitor.
- When this lure starts to disappear, it is time to add poison again.

 **Email**
sales@connovation.co.nz

 **Phone**
09 273 4333

 **Address**
36B Sir William Ave, East Tamaki
Auckland 2013

Connovation Ltd.

Targeting possums only

Using traps only in conjunction with enviroMate100TM

- Place a heaped pile of lure – Ferafeed 213 or Smooth – in each chamber of the enviroMate100TM.
- Place a trap in a suitable place nearby but leave it closed(unset) – in high possum densities you could place 3 or 4 more traps nearby.
- Program the enviroMate 100TM to cycle every day, opening early evening.
- After 3 or 4 days of prefeeding with this lure, splash the same lure inside the trap and open it (set it)
- Check and reset traps daily until no more possums are caught and you can leave the traps closed.
- You will need to refill the enviroMate 100TM after 7 days
- Periodically use lure to check if any new possum have arrived, and if lure is eaten prefeed again for a few days then reopen the traps.
- Note: if the chambers are totally cleaned out you have rats visiting.

Using poison only in conjunction with enviroMate 100TM


- Place a heaped pile of lure about 75g – Ferafeed 213, Smooth or Treacle Gold – in each chamber of the enviroMate100TM.

Connovation Ltd.

- If you have a Controlled Substance Licence, add several pea sized baits of cyanide paste or several Feratox pellets (encapsulated cyanide) to chambers 6 and 7. Double tap can be used without a license but does not kill instantly like cyanide so you may not physically see bodies.
 - Program to cycle every day, opening early evening.
 - Refill the chambers after 7 days adding lure and bait to all chambers.
 - Continue until no more bait and lure is taken. Dispose of unused bait.
- Periodically use lure to monitor for reinvasion – and when this occurs start the process again.

 **Email**
sales@connovation.co.nz

 **Phone**
09 273 4333

 **Address**
36B Sir William Ave, East Tamaki
Auckland 2013