

DAVIS[®]

Sola Price List

Designed by Justus Kolberg

Effective June 13, 2022

Updated August 3, 2022



SOLA Chair Series

Specifications	2
Images	3
Veneers	4
Powder Coats	5
Sola 50	6
Sola 55	7*
Sola 60	6
Sola 65	7*
Sola 10	8
Sola 15	8
Sola 30	9
Sola 32	9
Sola 35	10
Sola 36	10



BIFMA Compliant,® the commercial furniture industry's registry of standards-conforming products.

** Indicates versions excluded from the BIFMA Compliant program. Please contact DAVIS for more information.*

FEATURES

Arm Caps

Standard with **Sola-PAC** black plastic arm caps

Optional leather (*only Helvetia Hampton or Passport available*) or Ultrafabric arm caps **Sola-UPHAC** are available.

Caster Base

Five-blade aluminum base

Dual wheel casters

Optional soft casters available - **Sola-SOCA** – Replaces hard caster for use on hardwood floors – no upcharge.

Gas Cylinder

Gas cylinders are offered in Polished Aluminum, Black, and Grey.

Polished Aluminum gas cylinder - used with Polished Aluminum, Fog, Grigio Antrim, Grigio Efeso, Ice, Light Grey, Light Sage, Light Tan, Matte White, Mid Grey, Mustard, Rosa, Stone, Teal, and Terracotta bases

Black gas cylinder - used with Anthracite, Beige Arizona, Blu Fes, Bronze, Champagne, Burgundy, Grigio Bromo, Grigio Londra, Light Anthracite, Light Bronze, Matte Black, Moss, Sand, and Steel bases

Grey gas cylinder - used with Matte Silver bases

Interior Frame

Arms, supports, and base constructed of die cast aluminum

Mechanism

Forward position lock

Pneumatic height adjustment

ARM CAP OPTIONS



Plastic Arm Cap – *Standard*



Leather Arm Cap

BACK OPTIONS



Mid Back
Fully Upholstered



Mid Back / Thick Pad
Additional Foam



High Back / Thick Pad
Additional Foam



Upholstered with Veneer Back



Fully Upholstered
Updated Mid Back



Mid Wood Back
Updated Mid Back



Fully Upholstered
Updated High Back



High Wood Back
Updated High Back


Oak Veneer



Alabaster
White Oak



Light Oak




Golden Oak




Harvest Oak



Slate Oak



Mineral Grey
Oak



Dark Oak


Walnut Veneer




Clear Walnut




Light Grey
Walnut



Classic Walnut



Mocha Walnut



Midnight
Walnut

Powder Coats


Neutral Powder Coats





Pearl Powder Coats



Fenix® Powder Coats - *color matched to Fenix laminates*

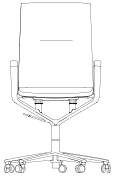


Color Trend Powder Coats



Example: item number **Sola 50** = Sola 50

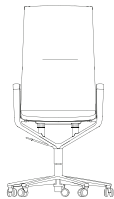
Item	Description	Dimensions	inches			Yardage / Square Feet	Shipping Weight
			w	d	h		
Sola 50	Updated Mid Back	Outside	23 1/4	23 1/2	40 1/4 - 42 1/2	1 3/4 yds. / 31 1/2 sq. ft.	lbs.
	Aluminum Seat Pan	Inside	19 3/4	17 3/4	21 1/2		
	Black Plastic Arm Caps	Arm			25 1/2 - 27 3/4		
	Caster Base	Seat			19 - 21 1/4		



List Price
Grades

COM/COL	A	B	C	D	E	F	G	H	I	J	K	L
2095	2139	2183	2227	2271	2315	2359	2403	2447	2491	2535	2579	2623

Item	Description	Dimensions	inches			Yardage / Square Feet	Shipping Weight
			w	d	h		
Sola 60	Updated High Back	Outside	23 1/4	23 1/2	45 1/2 - 47 3/4	1 3/4 yds. / 31 1/2 sq. ft.	lbs.
	Aluminum Seat Pan	Inside	19 3/4	17 3/4	26 3/4		
	Black Plastic Arm Caps	Arm			25 1/2 - 27 3/4		
	Caster Base	Seat			19 - 21 1/4		



List Price
Grades

COM/COL	A	B	C	D	E	F	G	H	I	J	K	L
2116	2160	2204	2248	2292	2336	2380	2424	2468	2512	2556	2600	2644

Required to Specify

Fabrics or Leather : Ensure graded in material or COM/COL is approved for use on Sola by contacting Davis

Metal Finishes : Polished Aluminum, or see **page 5** for all standard powder coats

Arm Caps: Sola-PAC – Black Plastic Arm Caps - no upcharge

Options (specify only if preferred)

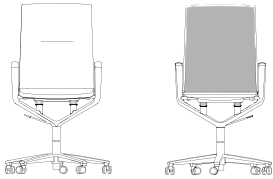
Arm Cap:

	COM/COL	A	B	C	D	E	F	G	H	I	J	K	L
Sola-UPHAC Uph. Arm Cap	111	115	119	123	127	131	135	139	143	147	151	155	159

Castors: Sola-SOCA - Soft Casters – no upcharge at time of order

Example: item number **Sola 55** = **Sola 55**

Item	Description	Dimensions	w	inches d	h	Yardage / Square Feet	Shipping Weight
Sola 55	Updated Mid Back	Outside	23 1/4	23 1/2	40 1/4 - 42 1/2	1 3/4 yds. / 31 1/2 sq. ft.	lbs.
	Aluminum Seat Pan	Inside	19 3/4	17 3/4	21 1/2		
	Oak/Walnut Veneer Back Shell	Arm			25 1/2 - 27 3/4	Sola-UPHAC - 2 sq. ft.	
	Black Plastic Arm Caps	Seat			19 - 21 1/4		
	Caster Base						

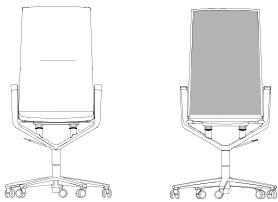


List Price

Grades

COM/COL	A	B	C	D	E	F	G	H	I	J	K	L	
-OA Oak	2725	2776	2827	2878	2929	2980	3031	3082	3133	3184	3235	3286	3337
-WW Walnut	2735	2786	2837	2888	2939	2990	3041	3092	3143	3194	3245	3296	3347

Item	Description	Dimensions	w	inches d	h	Yardage / Square Feet	Shipping Weight
Sola 65	Updated High Back	Outside	23 1/4	23 1/2	45 1/2 - 47 3/4	1 3/4 yds. / 31 1/2 sq. ft.	lbs.
	Aluminum Seat Pan	Inside	19 3/4	17 3/4	26 3/4		
	Oak/Walnut Veneer Back Shell	Arm			25 1/2 - 27 3/4	Sola-UPHAC - 2 sq. ft.	
	Black Plastic Arm Caps	Seat			19 - 21 1/4		
	Caster Base						



List Price

Grades

COM/COL	A	B	C	D	E	F	G	H	I	J	K	L	
-OA Oak	2762	2813	2864	2915	2966	3017	3068	3119	3170	3221	3272	3323	3374
-WW Walnut	2772	2823	2874	2925	2976	3027	3078	3129	3180	3231	3282	3333	3384

Required to Specify

Fabrics or Leather : Ensure graded in material or COM/COL is approved for use on Sola by contacting Davis

Metal Finishes : Polished Aluminum, or see **page 5** for all standard powder coats

Wood Finishes :

Oak	-OAK	10 Alabaster White Oak	14 Slate Oak	Walnut	-WAL	20 Clear Walnut
		11 Light Oak	15 Mineral Grey Oak			21 Light Walnut
		12 Golden Oak	16 Dark Oak			22 Classic Walnut
		13 Harvest Oak				23 Mocha Walnut
						24 Midnight Walnut

Arm Caps: Sola-PAC – Black Plastic Arm Caps - no upcharge

Options (specify only if preferred)

Arm Cap:

	COM/COL	A	B	C	D	E	F	G	H	I	J	K	L
Sola-UPHAC Uph. Arm Cap	111	115	119	123	127	131	135	139	143	147	151	155	159

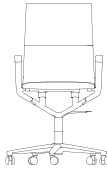
Casters: Sola-SOCA - Soft Casters – no upcharge at time of order

FULLY UPHOLSTERED

SOLA Chair Series

Example: item number **Sola 10** = **Sola 10**

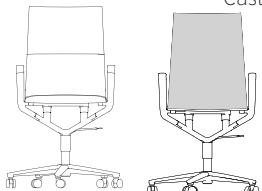
Item	Description	Dimensions	w	inches			Yardage / Square Feet	Shipping Weight
				d	h			
Sola 10	Fully Upholstered Black Plastic Arm Caps Caster Base	Outside	23	22 1/4	39 3/4 - 42	1 1/4 yds. / 22 1/2 sq. ft.	42 lbs.	
		Inside	19 1/4	17 5/8	20 5/8			
		Arm			25 7/8 - 28 1/8	Sola-UPHAC - 2 sq. ft.		
		Seat			19 1/4 - 21 1/2			



List Price
Grades

COM/COL	A	B	C	D	E	F	G	H	I	J	K	L
2070	2107	2144	2181	2218	2255	2292	2329	2366	2403	2440	2477	2514

Item	Description	Dimensions	w	inches			Yardage / Square Feet	Shipping Weight
				d	h			
Sola 15	Upholstered Insert Oak/Walnut Veneer Outside Shell Black Plastic Arm Caps Caster Base	Outside	23	22 1/4	39 3/4 - 42	1 yds. / 18 sq. ft.	42 lbs.	
		Inside	19 1/4	17 5/8	20 5/8			
		Arm			25 7/8 - 28 1/8	Sola-UPHAC - 2 sq. ft.		
		Seat			19 1/4 - 21 1/2			



List Price
Grades

COM/COL	A	B	C	D	E	F	G	H	I	J	K	L
-OA Oak	2471	2500	2529	2558	2587	2616	2645	2674	2703	2732	2761	2790
-WW Walnut	2495	2524	2553	2582	2611	2640	2669	2698	2727	2756	2785	2814

Required to Specify

Fabrics or Leather : Ensure graded in material or COM/COL is approved for use on Sola by contacting Davis

Metal Finishes : Polished Aluminum, or see **page 5** for all standard powder coats

Arm Caps: Sola-PAC – Black Plastic Arm Caps - no upcharge

Options *(specify only if preferred)*

Arm Cap:

	COM/COL	A	B	C	D	E	F	G	H	I	J	K	L
Sola-UPHAC Uph. Arm Cap	111	115	119	123	127	131	135	139	143	147	151	155	159

Casters: Sola-SOCA - Soft Casters – no upcharge at time of order

FULLY UPHOLSTERED

SOLA Chair Series

Example: item number **Sola 30** = **Sola 30**

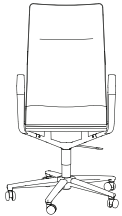
Item	Description	Dimensions	w	inches		Yardage Square Feet	Shipping Weight
				d	h		
Sola 30	Fully Upholstered	Outside	23	25 1/2	39 3/4 - 42	2 1/4 yds. / 40 1/2 sq. ft.	46 lbs.
	Additional Foam Seat & Back	Inside	19 1/4	16 1/2	20 1/4		
	Mid Back	Arm			25 7/8 - 28 1/8		
	Black Plastic Arm Caps	Seat			19 1/2 - 21 3/4		



List Price
Grades

COM/COL	A	B	C	D	E	F	G	H	I	J	K	L
2295	2339	2383	2427	2471	2515	2559	2603	2647	2691	2735	2779	2823

Item	Description	Dimensions	w	inches		Yardage / Square Feet	Shipping Weight
				d	h		
Sola 32	Fully Upholstered	Outside	23	25 1/2	44 1/4 - 46 1/2	2 1/4 yds. / 40 1/2 sq. ft.	48 lbs.
	Additional Foam Seat & Back	Inside	19 1/4	16 1/2	24 3/8		
	High Back	Arm			25 7/8 - 28 1/8		
	Black Plastic Arm Caps	Seat			19 1/2 - 21 3/4		



List Price
Grades

COM/COL	A	B	C	D	E	F	G	H	I	J	K	L
2356	2400	2444	2488	2532	2576	2620	2664	2708	2752	2796	2840	2884

Required to Specify

Fabrics or Leather : Ensure graded in material or COM/COL is approved for use on Sola by contacting Davis

Metal Finishes : Polished Aluminum, or see **page 5** for all standard powder coats

Arm Caps: Sola-PAC – Black Plastic Arm Caps - **no upcharge**

Options *(specify only if preferred)*

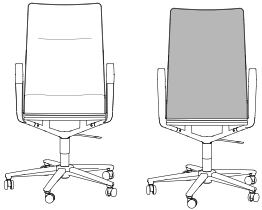
Arm Cap:

	COM/COL	A	B	C	D	E	F	G	H	I	J	K	L
Sola-UPHAC Uph. Arm Cap	111	115	119	123	127	131	135	139	143	147	151	155	159

Casters: Sola-SOCA - Soft Casters – **no upcharge at time of order**

Example: item number **Sola 35-OA** = **Sola 35-OA**

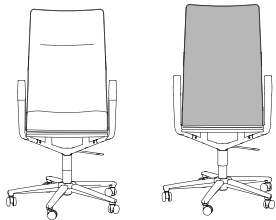
Item	Description	Dimensions	inches			Yardage / Square Feet	Shipping Weight
			w	d	h		
Sola 35	Mid Back Upholstered Insert	Outside	23	25 1/2	39 3/4 - 42	2 1/4 yds. / 40 1/2 sq. ft.	42 lbs.
	Additional Foam Seat & Back	Inside	19 1/4	16 1/2	20 1/4		
	Oak/Walnut Veneer Outside Shell	Arm			25 7/8 - 28 1/8	Sola-UPHAC - 2 sq. ft.	
	Black Plastic Arm Caps	Seat			19 1/2 - 21 3/4		
	Caster Base						



List Price
Grades

COM/COL	A	B	C	D	E	F	G	H	I	J	K	L	
-OA Oak	2671	2715	2759	2803	2847	2891	2935	2979	3023	3067	3111	3155	3199
-WW Walnut	2697	2741	2785	2829	2873	2917	2961	3005	3049	3093	3137	3181	3225

Item	Description	Dimensions	inches			Yardage / Square Feet	Shipping Weight
			w	d	h		
Sola 36	High Back Upholstered Insert	Outside	23	25 1/2	44 1/4 - 46 1/2	2 1/4 yds. / 40 1/2 sq. ft.	42 lbs.
	Additional Foam Seat & Back	Inside	19 1/4	16 1/2	20 1/4		
	Oak/Walnut Veneer Outside Shell	Arm			25 7/8 - 28 1/8	Sola-UPHAC - 2 sq. ft.	
	Black Plastic Arm Caps	Seat			19 1/2 - 21 3/4		
	Caster Base						



List Price
Grades

COM/COL	A	B	C	D	E	F	G	H	I	J	K	L	
-OA Oak	2825	2869	2913	2957	3001	3045	3089	3133	3177	3221	3265	3309	3353
-WW Walnut	2850	2894	2938	2982	3026	3070	3114	3158	3202	3246	3290	3334	3378

Required to Specify

Fabrics or Leather : Ensure graded in material or COM/COL is approved for use on Sola by contacting Davis

Metal Finishes : Polished Aluminum, or see **page 5** for all standard powder coats

Wood Finishes :

Oak	-OAK	10 Alabaster White Oak	14 Slate Oak	Walnut	-WAL	20 Clear Walnut
		11 Light Oak	15 Mineral Grey Oak			21 Light Grey Walnut
		12 Golden Oak	16 Dark Oak			22 Classic Walnut
		13 Harvest Oak				23 Mocha Walnut
						24 Midnight Walnut

Arm Caps: Sola-PAC – Black Plastic Arm Caps - no upcharge

Options (specify only if preferred)

Arm Cap:

	COM/COL	A	B	C	D	E	F	G	H	I	J	K	L
Sola-UPHAC Uph. Arm Cap	111	115	119	123	127	131	135	139	143	147	151	155	159

Castors: Sola-SOCA - Soft Casters – no upcharge at time of order