

COUNTING PENNIES

A review of official development assistance
to end violence against children



ChildFund
Alliance

End Violence
Against Children
THE GLOBAL PARTNERSHIP

Save the Children

SOS CHILDREN'S
VILLAGES

OFFICE OF THE SPECIAL REPRESENTATIVE OF THE SECRETARY-GENERAL ON
VIOLENCE AGAINST CHILDREN

unicef
for every child

World Vision

ACKNOWLEDGMENTS

The report was prepared by Development Initiatives. Robert Tew was the lead author and Sheena Wynne provided project management support.

The following organisations contributed financially to the realisation of the report: ChildFund Alliance, Save the Children, SOS Children's Villages, and World Vision International.

The Global Partnership to End Violence Against Children, the Office of the Special Representative of the UN Secretary General on Violence against Children, and UNICEF provided in-kind support.

A steering group of staff members from the sponsoring agencies and other supporting partners were responsible for the overall design and development of the research. World Vision International managed the research process on behalf of the group.

MEMBERS OF THE STEERING GROUP:

Bill Bell and Silvia Onate (Save the Children), Sarah Stevenson (ChildFund Alliance & Global Partnership to End Violence Against Children), Diana Quick (ChildFund Alliance), Samantha Chaitkin (SOS Children's Villages), Kathryn Leslie (Office of the Special Representative of the Secretary General on Violence against Children), Joanne Dunn and Theresa Kilbane (UNICEF), Elena Gaia, Tamara Tutnjevic Gorman, and Amanda Cupido (World Vision International).

We are indebted to the advisory group of leading experts, academics, technical specialists, and practitioners, as well as staff members from key donor agencies, whose high-level technical inputs, guidance and review have contributed so much to the study.

MEMBERS OF THE ADVISORY GROUP:

Stephanie Allan (Oxford Policy Management), Andrew Claypole (Office of the Special Representative of the Secretary General on Violence against Children), Maxence Daublain (European Commission – acting in his personal capacity), Anniken Enersen (Government of Norway), Xianming Fang (Georgia State University), Paola Perezniato (Overseas Development Institute), Kathleen Flynn-Dapaah and Andrea Khan (Government of Canada), James H Cooke and Anne Lise Robin (Office of the Special Representative of the Secretary General on Children and Armed Conflict), Adam Taylor (World Bank), Birgitta Weibahr (Swedish International Development Cooperation Agency), Alan Wong (Australian Agency for International Development).

We would like to acknowledge other colleagues who provided comments and inputs to the study: Meg Gardinier (ChildFund Alliance); Jingqing Chai (UNICEF); Susan Bissell (Global Partnership to End Violence Against Children); Andrew Hassett, Arelys Bellorini, Bill Forbes, Jessica Bousquette, Laura Gemmell, Lisa O'Shea, Matthew Jones, and Simon Lewchuk (World Vision International).

© ChildFund Alliance, Save the Children, SOS Children's Villages International, World Vision International, and Development Initiatives, 2017, *Counting Pennies: A review of official development assistance to end violence against children*.

Design and concept: Green Communication Design inc. www.greencom.ca

PHOTOCREDITS

Cover: © World Vision International
Page 1: © Save the Children
Page 3: © World Vision International
Page 5: © Save the Children; ChildFund Alliance
Page 7: © Save the Children
Page 11: © Save the Children
Page 15: © Save the Children
Page 27: © Save the Children
Page 28: © Save the Children
Page 31: © World Vision International
Page 33: © Save the Children
Back cover: © World Vision International

CONTENTS

4	FOREWORD	ii
5	EXECUTIVE SUMMARY	1
7	INTRODUCTION	4
	Limitations of the study	4
12	ANALYSIS OF ODA TARGETED AT ENDING VIOLENCE AGAINST CHILDREN	10
	A global estimate of spending on ending violence against children	10
	Spending on ending violence against children compared with ODA to specific sectors	14
	Which ODA sectors contain the most spending to end violence against children?	15
	Gender focus of spending to end violence against children	17
	Where is funding to end violence against children spent?	18
	Spending to end violence against children per child	21
	Government revenue of recipient countries	22
	Which donors provide ODA to end violence against children?	23
	Who delivers the ODA spent on ending violence against children?	25
27	CONCLUSIONS AND RECOMMENDATIONS	26
	General conclusions	26
	An agenda for future research	29
	Improving the measurement of ODA to end violence against children	30
	Way forward	32
31	ANNEX – METHODOLOGY	33
32	ACRONYMS	35
33	ENDNOTES	36

FOREWORD

Every child deserves to grow up in a safe, peaceful, nurturing and enabling environment. But this is not the case for millions of children across the world that experience violence every day. Violence includes more than just physical abuse, but also things like forced labour, neglect and child marriage. The consequences are devastating for children, their communities and society as a whole. Violence against children erodes the very foundation of stable societies and threatens future sustainable and inclusive economic growth. This is why global leaders have made ending violence against children in all its forms a priority for transforming our world.

While commitments are strong, we still need to strengthen their implementation. But what will it take to do that? How much do we need to invest to end violence against children and how far are we from reaching that level of investment?


To date, few attempts have been made to systematically quantify and analyze available data on investment in this area. The sheer complexity of the issue has muddled the capacity to yield tangible, measurable indicators on investment linking expenditures to identifiable benefits. This report is an important step to challenge the status quo. While data on investments into ending violence against children remains extremely scarce, for the first time in history, we have managed to estimate annual investment made through Official Development Assistance (ODA) that was specifically targeted at ending violence against children. The estimate includes both projects specifically targeted to end violence against children as well as those that aim to do so along with addressing multiple problems such as gender-based violence, conflict and poverty.

By exposing a range of findings on ODA and ending violence against children—including specific amounts contributed toward different types of violence prevention—the report has launched what could be a revolutionary discourse around the quantification of aid toward ending one of the most persistent and pernicious of global problems.

As the UN Sustainable Development Goals have gone live and we look toward Agenda 2030 as a target date for eliminating all forms of violence against children worldwide, this report provides the exact kind of precision previously missing from all other analyses of efforts in this area. It takes the stance that donors should adopt a formula for tracking spending on violence against children and offers suggestions for methodologies that could be universally shared once agreed upon. It also shines a light on the donor and recipient countries of ODA investment in this area. It is data like this that will allow us to hold ourselves accountable to the noble goal of eliminating violence against children by 2030.

A glaring blind spot has finally been addressed and—with that—new possibilities for qualifying and quantifying efforts to combat violence against children are finally opening up, launching a new era, ripe with the hope of better and more sustainable results.

It is now time to take charge and move this initiative forward, fulfilling the obligation of the global community to account for the impact of its spending in real terms and ensuring the rights of all children to be free from violence.



Susan Bissell

Director
The Global Partnership to End Violence Against Children



Trihadi Saptoadi

Partnership Leader – Impact and Engagement
World Vision International





EXECUTIVE SUMMARY

.....• **EVERY YEAR**, violence affects more than one billion children, in every country and every community. It robs them of their dignity, their rights, their potential, and, too often, their lives.

It harms each child immediately, and jeopardises their development, health, education, and their future. Violence can take many forms – physical punishment, sexual violence and exploitation, trafficking, hazardous child labour, and forced marriage, to name

a few. Violence against children costs up to US\$7 trillion a year.¹ If the world does not put an end to it, we risk losing the investments made in child survival, health, and education, thus eroding human and social capital and slowing economic development.



For the first time in history, **WE HAVE ESTIMATED HOW MUCH WAS INVESTED** over the course of a year through ODA into ending violence against children.



Ending violence against children is now, for the first time, a global development priority. With the adoption of the Sustainable Development Goals (SDGs), the world's governments have set ambitious targets to end violence by 2030, towards a world where all children—girls and boys alike—grow up free from violence and exploitation. All governments have also committed to investing in children through the Addis Ababa Action Agenda (AAAA), which recognizes that “investing in children and youth is critical to achieving inclusive, equitable and sustainable development for present and future generations.”²

To date, despite the recognition within the SDGs of the human and economic costs and the overall scale of the problem, very little is known about the nature of expenditure targeted at preventing, or responding to, violence against children. In terms of official development assistance (ODA), most donors make no systematic effort to track how much is spent on this issue. In contrast to other issues, such as gender equality and reproductive maternal newborn and child health, there are not yet internationally-agreed methods of tracking and recording expenditures related to ending violence against children.

For the first time in history, we have estimated how much was invested over the course of a year³ through ODA into ending violence against children.

This report is the result of a detailed study of the ODA data available through the Development Assistance Committee (DAC) of the Organisation for Economic Co-operation and Development (OECD).

This report estimates that in 2015, US\$238 million was spent on projects that fully address violence against children - just over 0.1% of total gross ODA. A further US\$837 million - 0.5% of total gross ODA - went to projects only partially addressing violence against children.

The total ODA spending for 2015 was US\$174 billion. Of that, less than 0.6% was allocated to ending violence against children. The 107 recipient countries had 1.66 billion children living in them in the reference year, yielding **an average estimate investment of less than US\$0.65 per child in a year.**

While no globally agreed benchmarks for investments in ending violence against children exist, this amount of less than US\$0.65 appears small if compared with the average net ODA of US\$53 received per capita in low-income countries (world average around US\$21).⁴

Eighty per cent of spending on ending violence against children was concentrated among six donors. The estimates in this report suggest that Canada is the largest single provider of ODA to end violence against children, followed by the United States of America and Sweden. Even for these donors, however, the ODA investment in ending violence against children was a relatively small part of their overall ODA investment.

The largest recipients of ODA to end violence against children tend to be poorer countries with low government resources,



or middle-income countries suffering from conflict/refugee crises. Although total spending on ending violence against children goes to countries in all regions of the world, 50% of all ODA to end violence against children goes to two geographic regions: Sub-Saharan Africa and the Middle East. Countries affected by conflict and displacement, such as Iraq, Syria, Lebanon, South Sudan, and Democratic Republic of Congo, where some of the most vulnerable children live, receive the bulk of these investments.

Further assessments of the current level of domestic investments by individual countries and of the effectiveness of current ODA investments, coupled with existing estimates of the scale of violence and costing of proven solutions to end it, would help donors to better allocate resources to the areas of greatest need.

The main recommendation from this study is for individual donors to systematically track spending to end violence against children as a separate category; and for the OECD-Development Assistance Committee database to explore the inclusion of a specific marker. With donors tracking their spending on this issue, it would be possible to monitor the annual contribution of global development assistance to achieving the sustainable development targets to end violence against children.

“

The total ODA estimated to have been spent to address violence against children was **LESS THAN**



US\$1.1 BILLION



INTRODUCTION

- **IT IS ESTIMATED** that up to 1 billion children worldwide are exposed to violence every year.⁵ Not only are children suffering injury or death as a result of violence, but there are also longer-term consequences beyond the immediate physical or emotional harm.

It is self-evident that violence against children is “fundamentally wrong and is a tragedy for every child affected”.⁶ Violence in children’s lives is a fundamental violation of their human rights and goes hand in hand with vulnerability and deprivation, high risk of poor health, poor school performance, and, in some instances, long-term welfare dependency with increased risk of financial and employment-related difficulties.⁷ Children who suffer abuse – or witness violence at home or in the community – are at greater risk of engaging in aggressive and antisocial behaviour at later stages in life, including violent behaviour as adults, sometimes targeted against intimate partners.

The impact of violence is often irreversible, damaging the development of the brain, especially in younger children, and severely compromises children’s physical, mental, and social development. Children affected by violence are at increased risk of mental illnesses and anxiety disorders, chronic diseases such as heart disease, diabetes, and cancer, infectious diseases like HIV, and social problems such as crime and drug misuse. Indeed, many leading causes of death worldwide, such as heart disease, stroke, cancer, and HIV and AIDS, are the result of survivors of violence adopting behaviours such as smoking, alcohol and drug misuse, and





unsafe sex in an effort to cope with the psychological impact of the violence they have experienced.⁸

There is also a huge economic cost associated with violence against children. This cost can manifest itself in various ways, including health costs, social services, and judicial expenditure. In addition to this, the lower educational attainment and other forms of social exclusion resulting from violence against children negatively impact on human capital formation. Altogether, the global costs of physical, sexual, and psychological violence against children have

“

We envisage a world... which
INVESTS IN ITS CHILDREN
and in which every child
grows up free from
violence and exploitation.”



been estimated at between US\$2 trillion and US\$7 trillion per annum – up to 8% of global GDP.⁹

The importance of combating violence against children is recognised as a distinct and cross-cutting concern in the 2030 Agenda for Sustainable Development (Agenda 2030), which explicitly states:

“We envisage a world... which invests in its children and in which every child grows up free from violence and exploitation.”¹⁰

In the Sustainable Development Goals (SDGs), several of the targets adopted are explicitly linked to ending violence against children:



End abuse, exploitation, trafficking and all forms of violence against and torture of children



Eliminate all forms of violence against all women and girls in the public and private spheres, including trafficking and sexual and other types of exploitation



Eliminate all harmful practices, such as child, early and forced marriage and female genital mutilation



Take immediate and effective measures to eradicate forced labour, end modern slavery and human trafficking and secure the prohibition and elimination of the worst forms of child labour, including recruitment and use of child soldiers, and by 2025 end child labour in all its forms



By 2030, ensure that all learners acquire the knowledge and skills needed to promote... a culture of peace and non-violence...



Build and upgrade education facilities that... provide safe, non-violent, inclusive and effective learning environments for all

In addition to this, a number of targets are aimed at reducing violence more generally (e.g. 16.1, 11.2 and 11.7). Achieving other targets will impact violence against children through the strengthening of key institutions, such as 16.3 (equal access to justice for all), 16.9 (legal identity and birth registration) and 16.A (strengthening national institutions to prevent violence and combat terrorism and crime).

The explicit inclusion of ending violence against children in Agenda 2030 and the SDGs marks the first time that ending violence against children has been internationally recognised as a development priority. The Addis Ababa Action Agenda also contains commitments on investing in children.¹¹ It is therefore important that governments back up these commitments with the investment necessary to tackle children’s issues, especially ending violence against children. Beyond being an ethical and human rights imperative, investment in children’s protection from violence will significantly bolster and have a positive multiplier effect in other areas of children’s rights.

Very little is known about how much is spent on ending violence against children by donors and by countries through their own domestic resources. This is in spite of the magnitude and cost of violence against children, both in human and economic terms, its recognition in the 2030 Agenda and the SDGs, and the work of many actors in and beyond the United Nations to promote awareness of it and define strategies to combat it.

Donors typically do not specifically track funding for ending violence against children and the available data does not allow easy identification of activities targeting this issue. The ODA data collected by the OECD Development Assistance Committee does contain a specific code for action on child soldiers and another code is in the process of being introduced to identify spending on violence against women and girls. However,



these are just two aspects of ending violence against children and data on spending on violence against women and girls will not be available until the end of 2017. Therefore, another method is needed to estimate current spending on ending violence against children.

To measure funding targeted at ending violence against children it is first necessary to define what is meant by the term. Violence against children takes many forms as highlighted by the United Nations Study on Violence against Children,¹² considered by the United Nations Committee on the Rights of the Child in its general comment 13¹³ and which the Global Partnership to End Violence Against Children usefully summarises in its strategy documents under four headings¹⁴:

- **PHYSICAL VIOLENCE.**

This includes **corporal punishment, torture, cruel or degrading treatment, and physical bullying**. It also includes harmful practices such as **female genital mutilation, binding, scarring, and branding**, as well as **violent or degrading initiation rites, exorcism, sex selection, and 'honour' crimes**. Other forms of physical violence include **physical child labour, slavery, trafficking, and the use of children by armed groups**, including as soldiers.

- **SEXUAL VIOLENCE.**

This covers any form of sexual abuse and exploitation, including **child prostitution, sexual slavery, child sex tourism, trafficking or selling children for sexual exploitation and visual images of child sexual abuse**. Sexual violence also includes the inducement, coercion, or arrangement of children into **forced or early marriages**.

- **EMOTIONAL VIOLENCE.**

This is defined as any form of psychological maltreatment, **mental abuse, verbal abuse, and emotional abuse or neglect**. This may take a variety of forms, including **scaring, threatening,**

rejecting, humiliating, insulting, isolating, or ignoring. Also, the **denial of emotional responsiveness or the neglect of mental health, medical, and educational needs**.

Emotional harm is also caused by imposing **humiliating or degrading conditions of detention**, including placement in solitary confinement.

- **NEGLECT OR NEGLIGENT TREATMENT.**

This is the **deliberate failure to meet children's physical and psychological needs, protect them from danger, or obtain medical, birth registration or other services**. This includes **intentional physical neglect, psychological or emotional neglect, neglect of a child's health or education needs, or abandonment**.

Defining violence against children is, however, insufficient. To identify and analyse relevant donor activities it is also necessary to consider the types of interventions that can contribute to preventing or reducing violence against children. The INSPIRE package¹⁵ – developed by a partnership of several organisations and agencies and led by the World Health Organization – identifies seven evidence-based strategies to combat violence against children. In these strategies,



types of interventions that can impact violence against children are described and grouped under the headings:



Implementation and enforcement of laws



Norms and values




Safe environments



Parent and caregiver support



Income and economic strengthening



Response and support services



Education and life skills.

This report is the result of an investigation into the amount of ODA that is targeted at ending violence against children, either as the main focus or as part of a broader programme. As starting points, this study took the definition of violence against children as laid out in the Convention on the Rights of the Child, the United Nations Study on Violence against Children and in the Global Partnership Strategy, and the strategies for ending violence against children described in the INSPIRE package.

These inputs were used to develop a methodology for identifying ODA spending on projects that, either fully or partially, target ending violence against children. The methodology is described in the Appendix but, in

brief, used keyword searches in project titles and descriptions in the OECD Development Assistance Committee Creditor Reporting System (CRS) database of aid activities in conjunction with purpose and channel code data to identify projects wholly or partially targeting children's issues. Further keyword searches were then carried out to identify projects that potentially targeted some aspect of ending violence against children. The selected project records were then manually analysed to eliminate 'false positives' (i.e. records whose descriptions matched one or more key words but which, on further examination, were not linked to action on ending violence against children). The remaining records were categorised into projects that were entirely aimed at the prevention of, or response to, violence against children and projects for which ending violence against children was just one among a number of aims. This methodology was then applied to the latest detailed data on ODA allocations published by the OECD Development Assistance Committee, covering calendar year 2015.

LIMITATIONS OF THE STUDY

Since the methodology used for this study relies heavily on the use of keyword searches, the output is dependent on the quality and completeness of project descriptions given by the donors. Therefore projects that have some impact on ending violence against children will be excluded from the analysis if the donors have omitted to include any mention of this fact in the project title or description. Attempts were made to mitigate any shortcomings in the descriptive information by cross-checking our estimates with a number of leading donor agencies. However, in view of the current lack of systematic tracking of spending on ending violence against children, the data presented in this report can only be taken as an estimate of such spending.



The data on ODA is the most comprehensive and detailed dataset available on any form of development finance. No equivalent data exists in comparable form for other types of development finance such as non-governmental organisation (NGO) spending or the domestic expenditure of developing countries. Therefore this study makes no attempt to estimate spending to end violence against children outside of ODA.

The amount of manual effort involved in preparing the estimates contained in this report made it impossible to analyse data for more than a single year in the time allowed. This study therefore contains no information on trends in spending on ending violence against children over time.

Many projects target the prevention of, or response to, violence against both children and adults, while other projects list violence as one of a number of aims. While it is clear that some of the resources disbursed to such projects are spent on ending violence against children, it is impossible to tell precisely what proportion of spending on these projects actually goes to ending violence against children.



It is impossible to **GENERATE ANY RELIABLE DATA** about spending on specific sub-types of violence against children



It is, in theory, possible to subdivide spending on ending violence against children into a number of sub-types such as funding for action on child trafficking, child, early and forced marriage, and hazardous child labour. However, in practice, a large number of the projects identified in this study have descriptions that either mention child protection in general, or list many sub-types of violence against children in their stated aims. This has made it impossible to generate any reliable data that enables the division of spending to end violence against children into spending on specific sub-types of violence against children.

DEFINING ODA

Official development assistance (ODA) is the measure of international aid defined by the Development Assistance Committee of the Organisation for Economic Co-operation and Development (OECD). It is the principal measure used in most aid targets and assessments of aid performance.

For any expenditure, or other transfer of resources, to qualify as ODA it must meet the following criteria:

- 1 It must benefit countries on the Development Assistance Committee list of ODA recipients.¹⁶ This can include funding of global initiatives intended to benefit these countries.
- 2 It is provided by official agencies, meaning government departments and their agencies. ODA receipts also include disbursements from the core funds of multilateral bodies such as the World Bank, United Nations agencies, and regional development banks.
- 3 Its main objective is to promote the economic development and welfare of developing countries.
- 4 Any funding is concessional in character. In practice this means that ODA is limited to grant funding and concessional loans. It should be noted that all of the ODA to end violence against children identified by this study was in the form of grants.

ANALYSIS of ODA TARGETED at ENDING VIOLENCE AGAINST CHILDREN



A GLOBAL ESTIMATE OF SPENDING ON ENDING VIOLENCE AGAINST CHILDREN

Any estimate of ODA spending specifically on ending violence against children is complicated by the fact that many projects that include some element that targets violence against children may also have other aims (which may or may not address the risk factors for violence in children's lives). As well as projects solely aimed at tackling violence against children, other projects may include interventions targeted at ending violence against children embedded among other child-focused activities across a number of sectors and thematic areas, or as one of a number of aims benefiting both children and adults. It is therefore necessary, when analysing the available data, to consider that spending on some projects will be entirely directed at ending violence against children while for other projects only a proportion of spending will target ending violence against children.





This study identified four types of projects containing at least some component that addressed violence against children:

Projects solely targeting violence against children. This category comprises projects that are uniquely focused on ending violence against children in various forms, or some specific aspect of ending violence against children such as special social/welfare services for orphans or street children; child rights programming; children who have been trafficked; child soldiers; child, early



and forced marriage; and employment programmes targeted to eliminate child labour. Examples include:

- A German project in Bolivia aimed at: "Fighting sexual violence against children and young people in Cochabamba, Bolivia."
- A Canadian project in Ghana which aims to: "... better protect children from violence, exploitation, abuse, and discrimination by strengthening national child protection laws and policies, improving child and family welfare and justice services, and promoting positive and protective attitudes and behaviours towards children."
- A UK project in Ethiopia: "To improve the lives of adolescent girls by preventing early marriage for at least 200,000 girls in two zones of Amhara Region."
- The US "Growing up Free" programme in Ghana, which aims to "... combat child trafficking at the local level by creating deeply rooted community-led resistance to trafficking, enabling local actors to continue the program after funding ends" and to "... establish a more holistic approach to coordinating government and civil society anti-trafficking efforts."

“

US\$238 million was identified as being spent on projects **SOLELY TARGETING** violence against children or on some specific aspect of it



Projects addressing violence against children and adults. These are usually, though not always, projects that address violence against women and girls. Examples include:

- A humanitarian project funded by Canada in the Democratic Republic of the Congo (DRC) which: "increases the International Committee of the Red Cross's capacity to prevent and reduce sexual violence in armed conflicts, particularly for women and girls who face increased vulnerability in situations of conflict and displacement."
- A Swedish project in Bosnia which provides: "Assistance, protection, and rehabilitation for survivors of gender-based violence."
- A Norwegian project in Malawi targeting: "Reduced gender-based violence affecting women and girls, men and boys in the programme impact areas."

Child-related projects (that include a component on ending violence against children). This category comprises projects aimed solely at children's issues, which target violence against children alongside non-violence-related aims. Examples include:

- A UK project in Kenya that aims to: "improve the lives of at least 10,000 adolescent girls in Kenya between the age of 10 and 14, by improving their access to health, education, economic assets, and protection from violence."
- A project funded by Finland in Peru, aiming to: "promote the well-being of children by developing pre-school education, literacy, nutrition, life skills, and youth entrepreneurship" but that also includes action on child protection, with the project description stating that: "Child protection violations also occur. Within the programme, the capacity of community members and local partners on child protection are enhanced."



Other projects benefitting children and adults (which include a component on ending violence against children). For this category of projects the prevention of and/or response to violence is only one of a number of aims and the beneficiaries are both children and adults. Examples include:

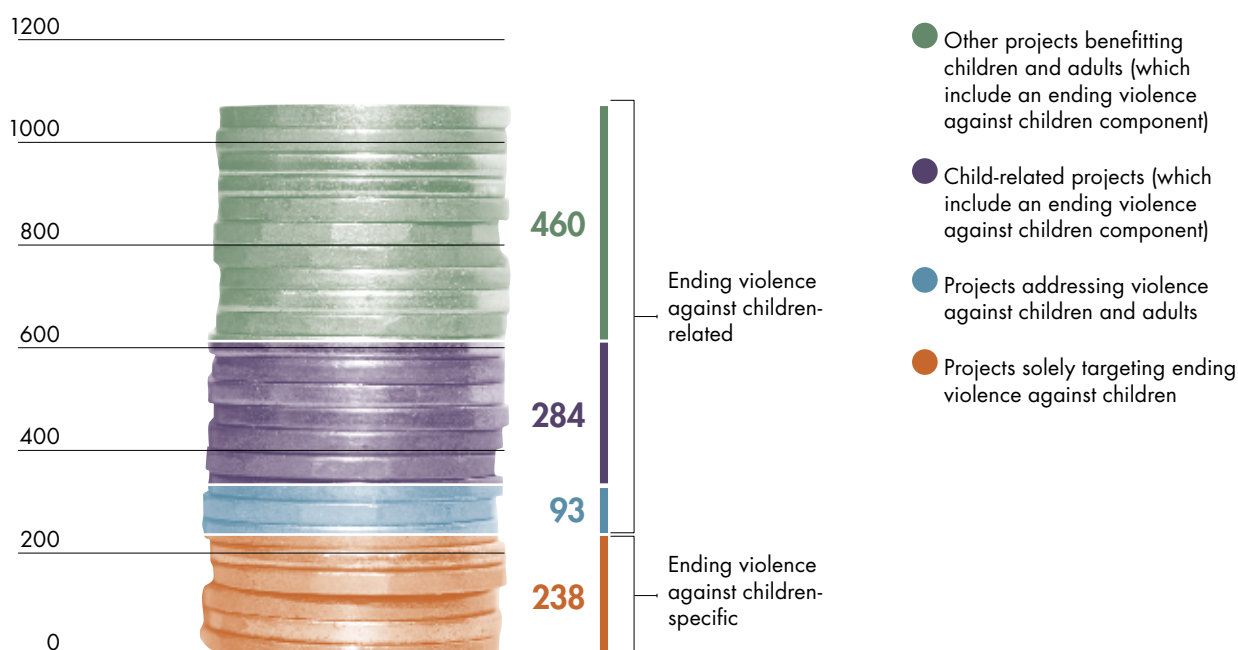
- A Japanese project in South Sudan aimed at: “filling critical gender gaps in the ongoing humanitarian response activities through providing vocational skills-training and numeracy/literacy and computer education for women and girls, as well as a GBV awareness raising programme.”
- An Australian project in Vanuatu, “The Vanuatu Policing and Justice Support Program”, which includes several initiatives to strengthen the policing and justice system in Vanuatu, including specific aims relating to: “protecting children, women experiencing violence and youth in conflict with the law...”

- The US’s “ROADS to a Healthy Future” project in Rwanda that: “supports interventions that focus on increasing access to services for HIV prevention, care, and treatment; family planning and reproductive health; maternal and child health; and gender-based violence.”

As can be seen in Figure 1, less than US\$1.1 billion of ODA is estimated to have been spent in 2015 on projects addressing violence against children.

Of this, just over a fifth of the total, US\$238 million, was identified as being spent on projects solely targeting violence against children or on some specific aspect of violence against children such as child trafficking, hazardous child labour, children associated with armed forces and groups, or child, early, and forced marriage. Hereafter we will refer to these as *ending violence against children-specific* projects.

FIGURE 1: Combined, less than US\$1.1 billion of global ODA went to projects addressing violence against children in 2015



Source: Development Initiatives, based on OECD Development Assistance Committee data

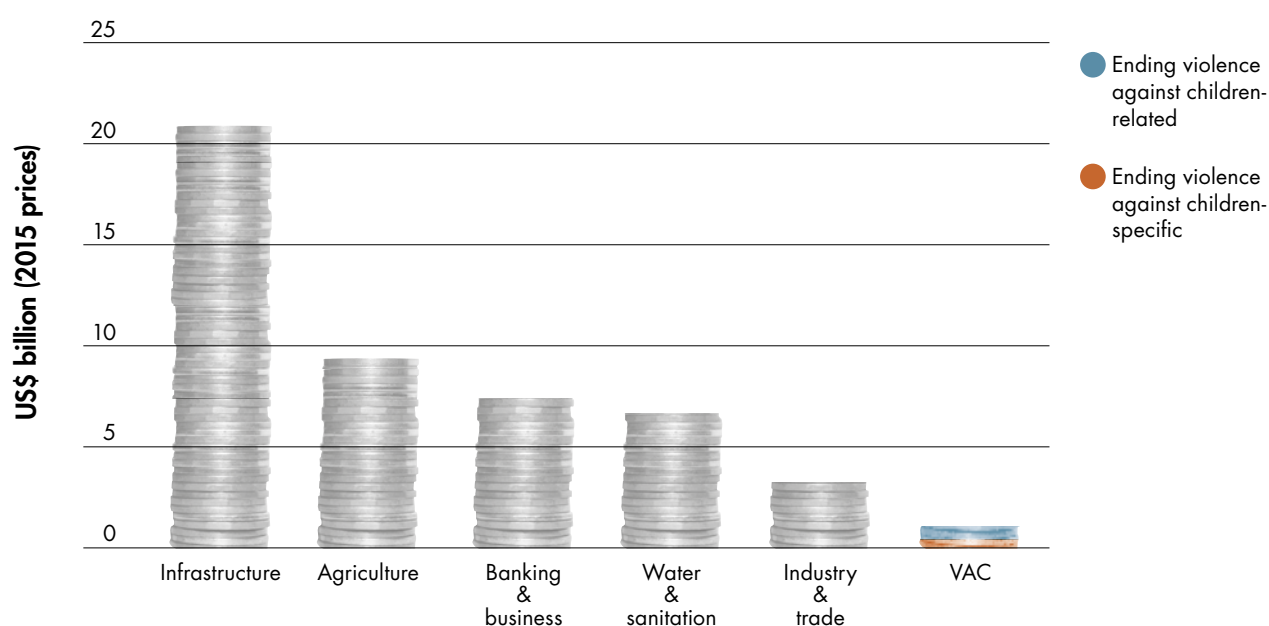
A further US\$93 million was spent on projects addressing violence against children and adults and US\$284 million went to child-related projects including a component on ending violence against children. Meanwhile US\$460 million was spent on other projects benefitting children and adults including a component on ending violence against children – i.e. projects that comprised both ending violence against children and other activities where the beneficiaries could be both children and adults. Projects that fall into these latter three categories will hereafter be referred to as *ending violence against children-related*. This is not to imply that spending on ending violence against children-specific projects is better than ending violence against children-related projects. Embedding ending violence against children measures into a broad range of projects can clearly be a valid approach to combating violence against children in many circumstances. The reason for separating ending violence against children-specific

and ending violence against children-related spending in this report is that only a proportion of spending on ending violence against children-related projects can be said to have been spent on ending violence against children, so the amount spent on combating violence against children will likely be significantly lower than US\$1.1 billion.

SPENDING ON ENDING VIOLENCE AGAINST CHILDREN COMPARED WITH ODA TO SPECIFIC SECTORS

Spending on ending violence against children comprises a small fraction of global ODA – ending violence against children-specific spending comprised just over 0.1% of gross ODA in 2015 while ending violence against children-specific and ending violence against children-related spending combined totalled 0.6%.

FIGURE 2: ODA spending on ending violence against children compared with selected sectors in 2015¹⁷



Source: Development Initiatives, based on OECD Development Assistance Committee data





To give context to the scale of spending to end violence against children, Figure 2 shows ODA spending on ending violence against children compared with other selected sectors that contain little or no ending violence against children spending. Spending on physical infrastructure (i.e. transport, energy, and communications) and business-related sectors far exceeds estimated spending on ending violence against children. Infrastructure spending reached over US\$20 billion in 2015, with another US\$10.9 billion going to banking, business, and industry-related sectors (US\$7.5 billion to banking and business and US\$3.4 billion to industry and trade).

WHICH ODA SECTORS CONTAIN THE MOST SPENDING TO END VIOLENCE AGAINST CHILDREN?

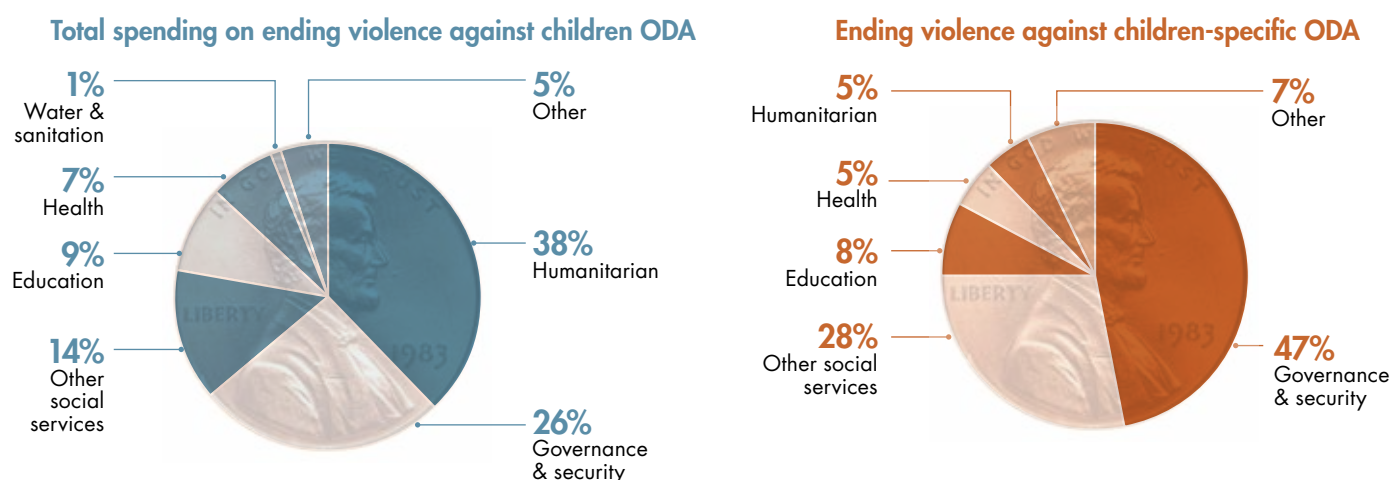
Spending on ending violence against children is spread across sectors with, for example, measures aimed at strengthening the judicial system for children or demobilising child soldiers normally recorded under 'governance and security' while child protection activities are usually counted under 'other social services'.



Spending on **PHYSICAL INFRASTRUCTURE** (i.e. transport, energy, and communications) and **BUSINESS-RELATED SECTORS** far exceeds estimated spending on ending violence against children.



FIGURE 3: Ending violence against children-specific ODA is concentrated in governance and social sectors



Source: Development Initiatives, based on OECD Development Assistance Committee data

Around three-quarters of ending violence against children-specific ODA is recorded under the sector groupings of governance and security and other social services. Most of the ending violence against children-specific ODA under governance and security comprises projects that donors have allocated to the general 'human rights' purpose code – reflecting donors' recognition of ending violence against children as a human rights issue. Other activities under governance and security include funding of women's equality organisations (typically to combat violence against women and girls), interventions to demobilise or prevent recruitment of child soldiers, and legal or judicial reforms. Violence-related spending on the legal and judicial systems of developing countries is usually aimed at strengthening

the response of these systems to violence against children, but also includes interventions aimed at reducing violent treatment of children in custody. The ending violence against children-specific ODA under other social services is either spent on general social and welfare services (such as social workers) or is targeted at the reform of employment policy in order to combat child labour.

Humanitarian aid is often not targeted at specific beneficiaries, but aimed at general lifesaving needs of all those affected by crises (including through consolidated appeals). However, donors can and do list specific objectives for many of their humanitarian interventions. It was found that humanitarian interventions do sometimes include action on ending violence



against children alongside other (i.e. not related to ending violence against children) relief activities. Almost US\$400 million of humanitarian aid was estimated to be related to ending violence against children with a further US\$12 million estimated to be ending violence against children-specific. Ending violence against children-related initiatives may encompass a broad range of activities to help crisis-affected populations, but include aims relating to child protection or particular aspects of ending violence against children such as child trafficking. One example is the European Union Regional Trust Fund in Response to the Syrian Crisis. This aims to provide child protection services alongside basic education, better access to healthcare, improved water and waste-water infrastructure, as well as support to resilience, economic opportunities, and social inclusion. Total gross spending on humanitarian aid in 2015 stood at US\$20 billion. Therefore the US\$412 million that was disbursed


to humanitarian projects that specifically mention ending violence against children in their descriptions represents 2% of total spending on humanitarian aid.

GENDER FOCUS OF SPENDING TO END VIOLENCE AGAINST CHILDREN

The gender marker in the OECD Development Assistance Committee database allows donors to specify for any given project whether gender equality is either the principal objective of the project or a significant objective (i.e. although important, gender equality is not the main reason for undertaking the project).¹⁸

As Figure 4 shows, 60% of ending violence against children-specific spending and over 80% of ending violence against

FIGURE 4: Most spending to end violence against children is linked to objectives of gender equality



Source: Development Initiatives, based on OECD Development Assistance Committee data

children-related spending goes to projects that have gender equality as either a principal or significant objective. This reflects donors' activities on aspects of ending violence against children that are specific to, or overwhelmingly affect, girls such as gender-based violence, female genital mutilation, and child, early, and forced marriage. For almost a quarter of ending violence against children-specific spending, gender equality is the main objective of the projects.

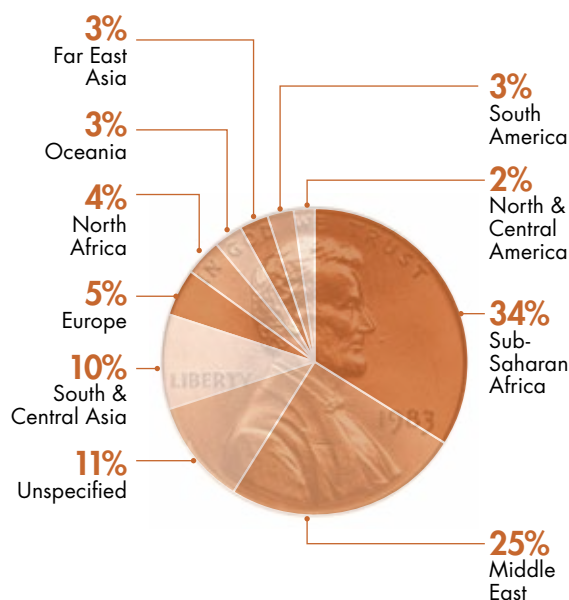
This indicates that spending on ending violence against children is far more likely to focus on issues relating to gender than is the case for ODA as a whole. In 2015 only around one-fifth of total ODA was linked to gender equality, with 3% of spending going to projects with gender as the principal objective and 17% to projects with gender as a significant objective.

WHERE IS FUNDING TO END VIOLENCE AGAINST CHILDREN SPENT?

Spending on ending violence against children goes to countries in all regions of the world. However, most goes to just two geographic regions – Sub-Saharan Africa and the Middle East. The share of spending to end violence against children going to Sub-Saharan Africa (34%) is in line with that region's share of total ODA. However, the Middle East receives a much higher proportion of ending violence against children spending (25%) compared with its share of ODA overall (8%).

Three-quarters of estimated spending to end violence against children going to the Middle East was classed as humanitarian aid by donors. The overwhelming majority of this was in the form of ending violence against children-related ODA included in assistance given to refugee populations and internally displaced persons (IDPs) in Iraq, Jordan, Lebanon, and Syria.

FIGURE 5: Regional distribution of spending to end violence against children (violence against children-specific plus related) in 2015



Source: Development Initiatives, based on OECD Development Assistance Committee data

Some 11% of spending to end violence against children is not disbursed to a specific recipient country or region. This includes funding for global initiatives such as the United Nations Trust Fund to End Violence against Women as well as other types of projects that may target a number of countries in different regions. This is a lower share than is the case for ODA overall – 23% of total ODA has no recipient country or region specified.

North Africa and Oceania get a slightly higher share of spending to end violence against children than their share of total ODA. Germany was the largest donor to ending violence against children in North Africa, mainly due to a US\$36 million disbursement to a humanitarian project providing education and child protection for refugee children. Almost all of the ending violence against children-related ODA to Oceania comes from Australia. For example,



Australia is a large donor to the UN's Papua New Guinea country fund, which includes a number of child protection activities.

The remaining regions, South and Central Asia, Europe, Far East Asia, and the Americas all get a slightly smaller share of spending for ending violence against children compared with their share of total ODA.

An examination of the largest 10 recipients of spending to end violence against children shows that the large share going to the Middle East is mainly due to ending violence against children-related spending in countries affected by conflict or hosting refugees from those conflicts. Almost 90% of the ending violence against children-related spending to Iraq, Syria, and Lebanon was within humanitarian projects and programmes. This is due mainly to interventions targeting the needs of refugees and internally displaced populations (IDPs) fleeing the conflicts in

“

...the large share going to **THE MIDDLE EAST** is mainly due to ending violence against children-related spending in countries affected by conflict or hosting refugees from those conflicts.



Syria and Iraq that have specific aspects relating to gender-based violence or child protection embedded in them. For example, a project to build a winter camp for IDPs in Iraq, funded by Germany, makes specific mention of: “... support measures in the areas child protection, education, and health.” An Australian-funded programme of assistance

TABLE 1: Largest 10 recipients of total spending for ending violence against children in 2015

Rank	Country	Ending violence against children-specific (US\$ millions)	Ending violence against children-related (US\$ millions)	Total ending violence against children (US\$ millions)
1	Iraq	1.8	95.8	97.6
2	Syria	1.4	45.9	47.3
3	Lebanon	0.1	43.7	43.8
4	South Sudan	14.4	18.2	32.6
5	Democratic Republic of the Congo	10.6	18.6	29.2
6	Zimbabwe	2.1	26.5	28.6
7	Papua New Guinea	0.0	27.7	27.7
8	Ukraine	2.1	25.2	27.3
9	Jordan	0.9	22.1	23.0
10	Tanzania	8.2	14.3	22.5

Source: Development Initiatives, based on OECD Development Assistance Committee data

to IDPs in Iraq, delivered via the United Nations Population Fund (UNFPA), included activities to: "... provide targeted assistance to displaced women, girls, and victims of gender-based violence." A Canadian-funded programme for Syrian refugees lists action on child protection and gender-based violence among its priority activities.

The picture is different when only ending violence against children-specific spending is counted. The largest five recipients of ending violence against children-specific spending are all in Sub-Saharan Africa: South Sudan, Ghana, Democratic Republic of Congo, Ethiopia, and Tanzania. In total, seven of the largest 10 recipients are from Sub-Saharan Africa, two from Far East Asia, and one from South America. The highest-ranked recipient of ending violence against children-specific ODA in the Middle East is Yemen, in 18th place.



Ending violence against children-specific projects in Ghana, Ethiopia, and Tanzania cover a range of projects, many of which are aimed at specific aspects of ending violence against children. An example is Canada's child protection programme in Ghana, aimed at helping 4.5 million vulnerable children. Canada disbursed US\$5.8 million to this programme in 2015, which lists among its objectives: the reform of juvenile justice policy; training of child protection service providers; strengthening social work provision; action on early and forced marriages; and helping the Domestic Violence and Victim Support Unit and selected courts become more child-friendly.

In the more conflict-affected countries of the Democratic Republic of Congo and South Sudan, much of the ending violence against children-specific spending is aimed at general child protection measures alongside a focus on child soldiers – either preventing their recruitment, or the demobilisation and reintegration into society of former child soldiers.

TABLE 2: Largest 10 recipients of ending violence against children-specific spending in 2015

Rank	Country	Ending violence against children-specific (US\$ millions)
1	South Sudan	14.4
2	Ghana	13.4
3	Democratic Republic of Congo	10.6
4	Ethiopia	8.9
5	Tanzania	8.2
6	Colombia	7.6
7	Cambodia	5.7
8	Philippines	5.6
9	Nigeria	5.3
10	Niger	5.1

Source: Development Initiatives, based on OECD Development Assistance Committee data



SPENDING TO END VIOLENCE AGAINST CHILDREN PER CHILD

The less than US\$1.1 billion of ODA estimated to have been spent on ending violence against children-specific (US\$238 million) and ending violence against children-related projects (US\$837) in 2015 was allocated to 107 specified recipient countries.

Clearly the number of children affected by violence - or at risk of it - varies enormously among these countries. However, there is a lack of reliable estimates for all forms of violence potentially affecting children in any given country. This makes it difficult to assess the extent to which spending to end violence against children is allocated according to the needs of different recipients. Statistics on the total number of children living in a country are, however, available, enabling an estimate of spending to end violence per child (as opposed to per child

affected by violence). This at least gives an indication of the level of ODA allocated to ending violence against children compared with the overall population of children in each country.

The countries in receipt of ending violence against children-specific or ending violence against children-related ODA had 1.66 billion children living in them in 2015. The average investment per child in one year therefore ranged from US\$0.14 (considering only the investments in ending violence against children-specific interventions) up to US\$0.65 (for all estimated ODA investments in both ending violence against children-specific and related interventions).

The 10 countries receiving the most ending violence against children-specific spending per child are shown in Table 3. These include some countries with relatively low populations of children compared with other developing countries, including three small island developing states.

TABLE 3: Largest 10 recipients of ending violence against children-specific spending per child in 2015

Rank	Country	Ending violence against children-specific (US\$)
1	South Sudan	2.8
2	Solomon Islands	1.4
3	Ghana	1.3
4	Cambodia	1.2
5	Sierra Leone	1.1
6	Belize	1.0
7	Serbia	0.8
8	West Bank and Gaza Strip	0.8
9	Central African Republic	0.7
10	Jamaica	0.7

Source: Development Initiatives, based on OECD Development Assistance Committee data

GOVERNMENT REVENUE OF RECIPIENT COUNTRIES

Domestic government revenue is clearly a key determinant of any country's ability to respond to developmental and social challenges, including ending violence against children. Countries with low government revenues often suffer from other developmental problems such as the scale and depth of poverty among the population. Therefore examining allocations of aid going to countries with differing levels of government revenue can highlight assistance to countries that may lack the resources to fund interventions from their own resources.

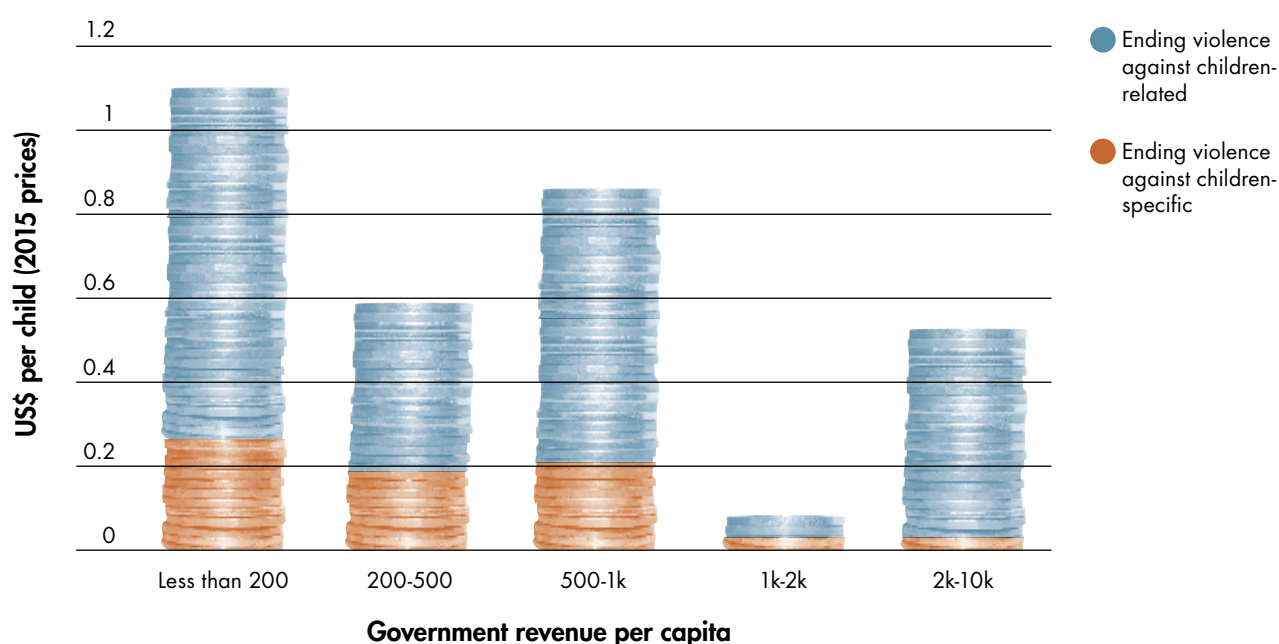
Figure 6 shows how average ODA spending on ending violence against children per child varies between countries with different levels of per capita government revenues.

This shows that spending to end violence against children per child, especially ending violence against children-specific spending, is considerably higher in those countries

with government revenues of less than US\$1,000 per capita. Additionally, ending violence against children-related spending is especially high in countries with the very lowest levels of government revenues – less than US\$200 per capita. This could indicate donors prioritising countries that lack the domestic resources to target violence against children.

However, there is also a large amount of ending violence against children-related spending per child in developing countries with government revenues above US\$2,000 per capita. This group includes some conflict-affected middle-income countries, such as Iraq, Lebanon, and Ukraine.¹⁹ As noted elsewhere, a key driver of spending for ending violence against children in these countries is humanitarian aid to refugees from these conflicts, which has child protection measures embedded in broader programmes targeting the welfare of refugees.

FIGURE 6: Spending to end violence against children per child by government revenue in 2015



Source: Development Initiatives, based on OECD Development Assistance Committee data



WHICH DONORS PROVIDE ODA TO END VIOLENCE AGAINST CHILDREN?

In 2015, all the major bilateral donors and a number of multilateral agencies²⁰ disbursed ODA to projects with at least some component aimed at combating violence against children. However, the great majority of spending on ending violence against children was concentrated among a handful of donors. The largest six donors provided 80% of funding to ending violence against children-specific and ending violence against children-related projects in 2015 and the largest ten donors provided over 90%.

Canada provides the most to projects with at least some component that targets violence against children, disbursing around 50% more to such projects than the next nearest donor, the United States (US) in 2015. A significant factor in Canada's spending on ending violence against children appears to

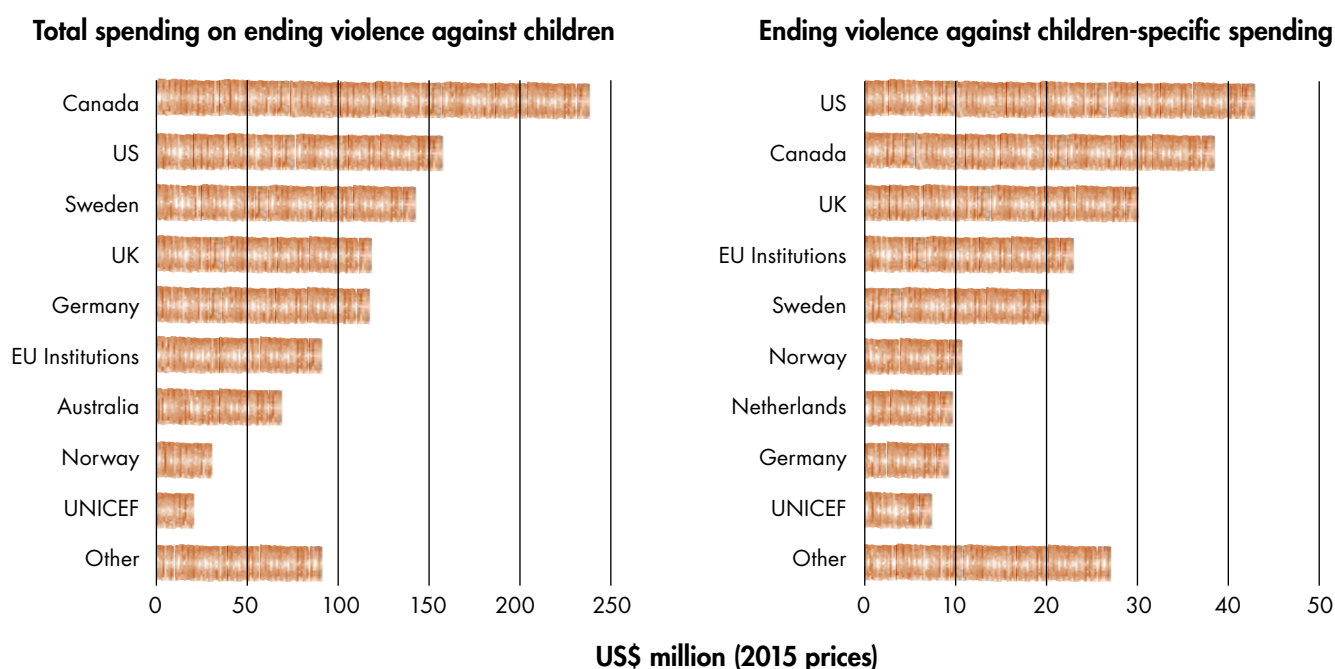
“

The largest six donors **PROVIDED 80% OF FUNDING** to ending violence against children-specific and ending violence against children-related projects in 2015



be a focus on child protection activities in its delivery of humanitarian aid. Over a quarter of all humanitarian aid disbursed by Canada in 2015 went to activities that include child protection or some specific aspect of ending violence against children in its aims. Sweden appears to have a similar focus, with 23% of Swedish humanitarian ODA in 2015 spent on activities that included some aspect of ending violence against children.

FIGURE 7: Largest 10 donors of ODA to end violence against children, 2015



Source: Development Initiatives, based on OECD Development Assistance Committee data

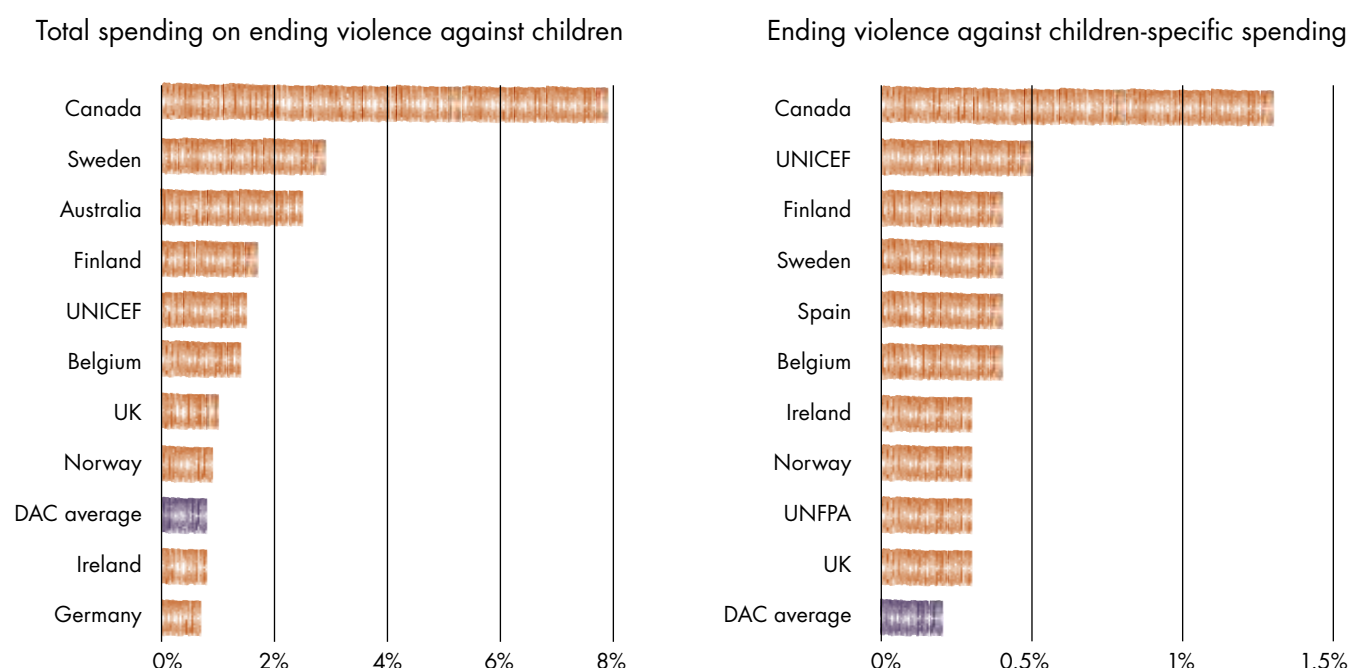
The US was the second largest donor to ending violence against children overall, but the largest donor to ending violence against children-specific projects – with Canada second on this measure. The UK and European Union institutions are also leading donors to ending violence against children, both in terms of total ending violence against children spending and funding for ending violence against children-specific projects. Although Germany and Australia are both significant donors to ending violence against children-related activities, they each provide comparatively small amounts to ending violence against children-specific projects.

Canada is the donor with the highest level of estimated spending to end violence against children as a proportion of its total bilateral ODA. Almost 8% of Canada's gross bilateral ODA in 2015 went to projects including some component targeting violence against children (1.3% to ending violence against children-specific projects).

The donors with the highest proportion of estimated spending for ending violence against children in their total ODA disbursements include several donors with somewhat smaller bilateral aid budgets, which nevertheless give a notable proportion of their ODA to for violence against children prevention or response. For example Finland gave 1.7% of total gross bilateral ODA to projects that were either ending violence against children-specific or ending violence against children-related. Other donors in this category are Belgium (1.4%) and Ireland (0.8%). The US does not feature in the 10 largest donors of ODA to end violence against children as a proportion of gross ODA due to the large scale of their overall bilateral ODA disbursements.

UNICEF is included as a donor in Figures 7 and 8, reflecting the resources that it disburses to ending violence against children projects from its core (unearmarked) resources. Any funds that are channelled through UNICEF by bilateral donors but earmarked for specific projects are counted in the totals of the relevant bilateral donor.²¹

FIGURE 8: Largest donors of ODA to end violence against children as a proportion of gross ODA disbursements, 2015



Source: Development Initiatives, based on OECD Development Assistance Committee data



WHO DELIVERS THE ODA SPENT ON ENDING VIOLENCE AGAINST CHILDREN?

Projects funded by ODA are delivered by a variety of implementation partners – government agencies (both donor and recipient governments), multilateral bodies, national and international NGOs, academic institutions, private sector actors, and so on. The data on ODA directed at ending violence against children shows that the overwhelming majority of ODA spent on ending violence against children is channelled through either multilateral bodies or NGOs and civil society organisations (CSOs). The amount of resources channelled through, or implemented by, public-sector agencies is comparatively small.

This is in marked contrast to ODA as a whole, with 60% of total ODA being delivered via public sector agencies. The proportions of total ODA delivered via multilateral bodies and NGOs/CSOs in 2015 were just 15% and 12% respectively.

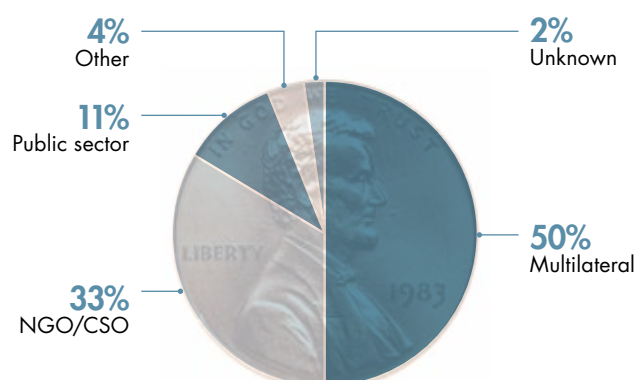
Thus ODA to ending violence against children is far more likely to be channelled via multilaterals or NGOs/CSOs than ODA in general.

UNICEF is the main multilateral channel of delivery used by bilateral donors for ODA spent on ending violence against children. Of the US\$540 million channelled via multilaterals, over half (US\$287 million) is implemented via UNICEF.²² Other UN organisations are also significant channels for donor spending on ending violence against children with US\$97 million going via UNHCR, US\$39 million via UNDP, US\$34 million via UNFPA, and US\$20 million via UN Women.

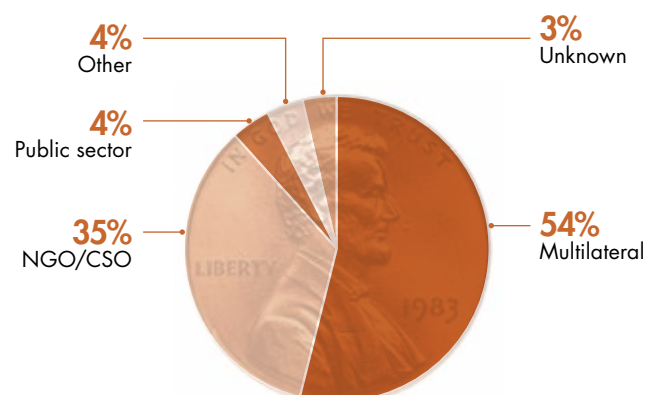
Of the US\$360 million channelled via NGOs/CSOs, US\$326 million (over 90%) goes via international NGOs, or NGOs based in donor countries. Just over 6% goes directly to developing country NGOs. However, a proportion of the funding given by donors to international and donor-country-based NGOs will be passed on, by those organisations, to local NGOs.

FIGURE 9: ODA to ending violence against children is overwhelmingly channelled through multilateral bodies or NGOs/CSOs

Total spending on ending violence against children



Ending violence against children-specific spending



Source: Development Initiatives, based on OECD Development Assistance Committee data

CONCLUSIONS and RECOMMENDATIONS

GENERAL CONCLUSIONS

This study found that, based on data from 2015, total ODA spending was \$174 billion. Of that, less than 0.6% was allocated to ending violence against children. In dollar amounts, US\$238 million was spent on ending violence against children-specific projects aimed entirely at preventing or responding to violence against children. A further US\$837 million was spent on ending violence against children-related projects that targeted ending violence against children alongside other non-ending violence against children activities. This gives a total of US\$1.076 billion that was disbursed to projects that were either wholly or partially aimed at combating violence against children. The average investment per child in one year is estimated between US\$0.14 (considering only the investments in ending violence against children-specific interventions) and US\$0.65 (for all estimated ODA investments in both ending violence against children-specific and related interventions). Even using the highest estimate, the amount





of US\$0.65 per child per year appears small compared with the average net ODA of US\$53 received per capita in low-income countries (world average around US\$21).²³

It is not possible to know what proportion of spending on ending violence against children-related projects really went to ending violence against children, and what proportion funded other unrelated activities. For this reason, the actual amount invested in practice in actions to end violence against children will likely be significantly lower than US\$1.1 billion.

“

A PREREQUISITE FOR BETTER TRACKING of spending on ending violence against children is for donors to adopt internal procedures for **IDENTIFYING PROJECTS** that have an impact on violence against children



Evidently, it is difficult to measure spending on ending violence against children and, as stated elsewhere, the figures in this report can only be treated as estimates. However, it appears clear that, despite one billion children experiencing violence each year and the long-term consequences of such violence, only a small fraction of ODA spending is in any way targeted at ending violence against children. This is pitted against an associated economic cost of between US\$2 trillion and US\$7 trillion.

The spending on ending violence against children identified by this study largely targets two distinct groups of countries – those with low levels of government resources (government revenue less than US\$1,000 per capita) and countries facing large-scale conflicts and population displacement as a result of conflict. Very little spending

on ending violence against children goes to developing countries with government revenues over US\$1,000 per capita that are not affected by conflict or population displacement.

Spending on ending violence against children is far more likely to be gender focused than is the case for ODA in general. Many aspects of ending violence against children – for example female genital mutilation, gender-based violence, sexual exploitation – either exclusively or mainly affect girls and women. This is reflected in the 60% of ending violence against children-specific and 80% of ending violence against children-related spending that goes to projects targeting gender issues. For ODA as a whole, only 20% of disbursements are reported by donors as having objectives connected with gender issues.



Another aspect of ODA spending on ending violence against children is that projects are far less likely to be implemented by government agencies and far more likely to be implemented by either multilateral organisations or NGOs than is the case for ODA in general.

This report represents the first step in understanding the current levels of investments in ending violence against children. Based on its findings, the priority recommendations are to: 1) invest in further research particularly focusing on domestic resources invested in ending violence against children; 2) agree on a methodology for tracking donor investments in ending violence against children; and, 3) convening a consultation with key stakeholders.

AN AGENDA FOR FUTURE RESEARCH

As with any form of development assistance, ODA to end violence against children will only be truly effective if it is properly targeted. At present, although there are global estimates relating to child survivors of violence, there is a lack of reliable estimates for all forms of violence potentially affecting children in any given country. More systematic and periodic country-level (or subnational) data collection and assessments of the scale of violence against children would enable better targeting of resources. These should include assessments of the specific nature of the violence – for example whether local factors make certain types of violence more prevalent – to ensure the right form of assistance is deployed. This information would enable better targeting of resources and help build the political will necessary for countries to commit to action aimed at ending violence against children.

As noted elsewhere, this study was limited to an assessment of ODA spending on ending violence against children. To get a fuller picture of total resources targeted at ending

violence against children it is necessary to consider spending from other sources, primarily national governments. National public finance reviews and research into the response to, and spending on, violence against children by national governments would help to complete the picture as would a comprehensive review of (non-ODA-funded) resources deployed by NGOs, business and private donors.

Information about investments in ending violence against children from a variety of sources needs to be compared against the costs of the interventions required to effectively prevent and respond to violence against children, such as those included in the INSPIRE package. Further research into the costs of scaling up effective programmes will help identify the existing funding gaps, and how they might be filled, and support practitioners and policy makers in their planning and budgeting decisions.

This study concentrated on counting ODA resources to end violence against children, and thus made no attempt to map the different types of interventions implemented or to assess the effectiveness of this spending. Further research into the specific interventions being funded and the effectiveness of spending on ending violence against children would be of real benefit in designing future programmes. This could include some assessment of when it is better to design projects that solely focus on some aspect of ending violence against children and when it is better to embed child protection measures and other activities targeting violence against children into a broader programme of assistance.

Future research may also explore more systematically how different donors include ending violence against children in their spending decisions, programming and policy dialogue, and which factors (i.e. prevalence indicators of violence against children, income status of the country, fragility, etc.)

are taken into account in the decision-making process. Such analysis might help explain some of the patterns emerging from the present report.



IMPROVING THE MEASUREMENT OF ODA TO END VIOLENCE AGAINST CHILDREN

Measuring progress towards ending violence against children requires regular monitoring of the resources allocated to it. The first step for better tracking of spending on ending violence against children is for donors to adopt internal procedures for identifying projects that have an impact on violence against children. The current code to track spending on child soldiers and the forthcoming code for violence against women and girls will be of some assistance, but most spending to end violence against children cuts across a number of sectors and themes. Therefore some form of marker to identify projects targeting violence against children in any sector is needed. Canada's use of a children's issues policy marker in its internal database shows that this is feasible and this could be built on by Canada and other donors to track spending to end violence against children more specifically.

Such a marker could be incorporated into the OECD Development Assistance Committee CRS database to centralise the reporting of this spending. There are two possible options to consider when developing a marker:

OPTION 1:

Donors could adopt an approach along the lines of the 'children's issues' marker used by Global Affairs Canada since 2008, which mirrors the gender equality marker used by the OECD Development Assistance Committee for donor reporting of ODA. This marker screens expenditure – both project-related and core institutional support – to check for activities that aim to improve the lives and/or promote and protect the human rights of children. Each item of spending is then graded on a scale of zero to two – the criteria for this grading are summarised as follows:

- **Children's issues Level 2 (Principal):**
Spending either on a project in which children's rights or protection is an important result of the initiative (i.e. the initiative was designed to address child protection); or support to an institution whose primary objective is children's rights or child protection.
- **Children's issues Level 1 (Significant):**
Spending either on a project in which children's issues are an important reason for the investment; or support to an institution whose objective (but not primary objective) is children's rights or child protection.
- **Children's issues Level 0 (Not targeted):**
Spending either on a project that was found not to be targeted to children's issues; or support to an institution with no children's issues results.

This marker has been used by Canada since the launch of its Children and Youth Strategy to measure the expenditure under the children and youth thematic priority in combination with OECD Development Assistance Committee sector codes. While this approach may not allow the full estimation of the amount of spending on ending violence against children, it does build on OECD tracking of aid in support of gender equality and women's rights, and would integrate a human rights approach to the coding.



OPTION 2:

A second, potentially useful, template could be the reproductive, maternal, newborn, and child health (RMNCH) marker, recently introduced by the OECD Development Assistance Committee for donor reporting of ODA. This marker grades each project on a scale of zero to four:

- 0 = RMNCH is not an objective of the project
- 1 = At least a quarter of the funding is targeted to RMNCH
- 2 = Half of the funding is targeted to RMNCH
- 3 = Most but not all of the funding is targeted to RMNCH
- 4 = RMNCH is the explicit primary objective of the project

The assessment of projects by the proportion of spending (e.g. a quarter, or a half) may make it easier to come up with an overall estimate of spending on ending violence against children.

However, any marker that relies on project-by-project assessment would take time to implement to the point where it was used by all donors. A potential, less precise, interim method could be to develop a methodology that counts a percentage of ODA disbursed to relevant purpose codes. Before the implementation of the RMNCH marker, a methodology was developed ahead of the 2010 G8 Muskoka summit to estimate donors' funding of RMNCH.²⁴ This methodology, for example, counted 100% of basic nutrition, 40% of basic health infrastructure, and 15% of water supply and sanitation as aid to RMNCH. It is outside the scope of this study to determine whether such an approach could be applied to ending violence against children spending and yield any useful data; however, it may be worth considering.



WAY FORWARD

The discussion on how best to track donor spending on ending violence against children in the future should be taken forward through a collective effort involving key stakeholders. A multi-stakeholder consultation or working group could be convened to validate and implement the research agenda proposed by this report, develop the most appropriate tracking system, and ultimately identify the optimal level of investment, from a variety of sources, required for accelerating progress towards a world free of violence against children.

Achieving the SDGs and targets to end violence against children requires investments. The ability to easily and transparently track resources spent to end violence against children, and to hold those who make financial decisions to account, is essential to move from *the world children want today* to a world in which they can live free of violence tomorrow.





ANNEX METHODOLOGY

- **ANY ATTEMPT TO MEASURE OR ESTIMATE** the amount of donor funding directed toward action to end violence against children is complicated by the fact that no code or marker in any of the available databases identifies ending violence against children-related spending.

This study therefore uses a combination of codes together with keyword analysis of project titles and descriptions in the Organisation for Economic Co-operation and Development (OECD) Development Assistance Committee's Creditor Reporting System (CRS) database.

In short, the methodology used is as follows:

1. Select all records coded in the CRS database as relating to the prevention and demobilisation of child soldiers; this is the one aspect of ending violence against children that has a separate code in the data.
2. Using a combination of donor codes, channel of delivery codes, and keyword searches, identify the remaining records that relate to projects aimed wholly or partially at children.
3. Check the project descriptions of the records identified in step 2 to identify those containing one or more violence-related keywords. The keywords used in this step were based on the strategy documents of the Global Partnership to End Violence Against Children and the INSPIRE resources published by the World Health Organization and others. Keywords were translated into all languages used in the CRS database.
4. Manually analyse the records selected in step 3 and categorise as either:
 - False positive – not an ending violence against children-related project despite the presence of one or more keywords
 - Ending violence against children-specific – a project that appears to be entirely ending violence against children-related
 - Ending violence against children and other groups – e.g. a project targeting violence against women and children
 - Ending violence against children and other child-related issues – a project that is focused on children, but incorporates both ending violence against children-related and non-ending violence against children-related activities
 - A project that targets violence against children and other groups and non-ending violence against children-related activities
 - Unknown – projects where the recorded description leaves a high level of uncertainty as to how it should be categorised.
5. Cross-check the results against other data sources (e.g. donors' own project databases, or the UN Office for the Coordination of Humanitarian Affairs (OCHA)'s Financial Tracking Service (FTS) database for humanitarian spending).
6. Finally, make contact with key donors to sense check the estimates arrived at and clarify any outstanding questions on the categorisation of specific projects.



ACRONYMS

CRS	Creditor Reporting System
CSO	Civil society organisation
DRC	Democratic Republic of the Congo
GBV	Gender-based violence
GDP	Gross domestic product
IDP	Internally displaced person
ODA	Official development assistance
OECD	Organisation for Economic Co-operation and Development
RMNCH	Reproductive, maternal, newborn, and child health
SDG	Sustainable Development Goal
UN	United Nations
UNFPA	United Nations Population Fund
UNICEF	United Nations Children's Fund



ENDNOTES

- 1 Overseas Development Institute and ChildFund Alliance, 2014, *The costs and economic impact of violence against children*. Available at: <http://childfundalliance.org/wp-content/uploads/2014/10/ODI-Policy-Brief-The-cost-and-economic-impact-of-violence-against-children.pdf>
- 2 Addis Ababa Action Agenda of the Third International Conference on Financing for Development, 2015, *Outcome Document (paragraph 7)*. Available at: http://www.un.org/esa/ffd/wp-content/uploads/2015/08/AAAA_Outcome.pdf
- 3 This report offers estimates only for the year 2015.
- 4 World Bank, 2016. *Data*. Available at: <http://data.worldbank.org/indicator/DT.ODA.ODAT.PC.ZS?end=2015&start=2015&view=bar>
- 5 Hillis S, Mercy J, Amobi A, et al, 2016, *Global prevalence of past-year violence against children: a systematic review and minimum estimates*. Available at: <http://pediatrics.aappublications.org/content/early/2016/01/25/peds.2015-4079>
- 6 United Nations Children's Fund, 2015, *Estimating the Economic Burden of Violence against Children in East Asia and the Pacific*. Available at: http://srsg.violenceagainstchildren.org/sites/default/files/blocks/cost_of_violence/UNICEF%20Child%20Maltreatment%20Research%20Overview%20FINAL.pdf
- 7 United Nations Children's Fund, 2014, *Hidden in Plain Sight:: A statistical analysis of violence against children*. Available at https://www.unicef.org/publications/index_74865.html
- 8 World Health Organization, 2014, *Global Status Report on violence prevention 2014*. Available at http://www.who.int/violence_injury_prevention/violence/status_report/2014/en/
- 9 Overseas Development Institute and ChildFund Alliance, 2014, *Op. cit.*
- 10 United Nations General Assembly, 2015, *Transforming our world: the 2030 Agenda for Sustainable Development*. Available at: http://www.un.org/ga/search/view_doc.asp?symbol=A/RES/70/1&Lang=E
- 11 Addis Ababa Action Agenda, 2015, *Op. cit.* (paragraphs 7, 16 and 78).
- 12 United Nations, 2006, *United Nations Secretary General's Study on Violence Against Children*. Available at http://srsg.violenceagainstchildren.org/sites/default/files/documents/a_61_299_un_study_on_violence_against_children.pdf
- 13 United Nations Committee on the Rights of the Child, 2011, *General Comment No. 13 (2011): The right of the child to freedom from all forms of violence*. Available at: http://www2.ohchr.org/english/bodies/crc/docs/CRC.C.GC.13_en.pdf
- 14 Global Partnership to End Violence Against Children, 2016, *Global Partnership Strategy*. Available at: <http://www.end-violence.org/resources.html>
- 15 World Health Organisation, 2016, *INSPIRE: Seven Strategies for Ending Violence Against Children*. Available at: http://www.who.int/violence_injury_prevention/violence/inspire/en/



- 16 The OECD Development Assistance Committee list of ODA recipients shows all countries and territories eligible to receive official development assistance (ODA). Available at: <http://www.oecd.org/dac/stats/daclist.htm>
- 17 Note the 'agriculture' sector in Figure 2 includes ODA spent on fisheries and forestry.
- 18 OECD Development Assistance Committee, 2016, *Definition and minimum recommended criteria for the DAC gender equality policy marker*. Available at: <http://www.oecd.org/dac/gender-development/Minimum-recommended-criteria-for-DAC-gender-marker.pdf>
- 19 Note that there are no up-to-date government revenue figures available for Syria.
- 20 Disbursements to ending violence against children by multilateral institutions such as UNICEF are included in this analysis where such disbursements are made from their core funds – i.e. those funds not earmarked for any specific purpose by a bilateral donor that the multilateral institution has chosen to spend on ending violence against children.
- 21 It is recognised that a significant proportion of UNICEF's core resources also come from the multilateral contributions of bilateral donors, with the US being the single largest contributor to UNICEF's core funds in 2015 (US\$132 million), followed by the UK (US\$73 million), Sweden (US\$62 million), and Norway (US\$56 million). Collectively, over 60% of core funding to UNICEF from Development Assistance Committee donors in 2015 came from these four countries.
- 22 Note that this figure is separate from the funds allocated to ending violence against children by UNICEF from its core funds shown in the donor analysis (Figures 7 and 8).
- 23 World Bank, 2016. *Data*. Available at: <http://data.worldbank.org/indicator/DT.ODA.ODAT.PC.ZS?end=2015&start=2015&view=bar>
- 24 G8, 2010, *Methodology for Calculating Baselines and Commitments: G8 Member Spending on Maternal, Newborn and Child Health*. Available at: <http://www.g8.utoronto.ca/summit/2010muskoka/methodology.html>

ChildFund Alliance

+1 212 697 0859
info@childfundalliance.org
www.childfundalliance.org

Save the Children International

+44 (0)20 3272 0300
info@savethechildren.org
www.savethechildren.net

SOS Children's Villages International

+43 1 368 2457 2780
advocacy@sos-kd.org
http://www.sos-childrensvillages.org

World Vision International

+44 20 7758 2900
ittakesaworld@wvi.org
http://www.wvi.org/ittakesaworld

Global Partnership to End Violence Against Children

secretariat@end-violence.org
http://www.end-violence.org/

Special Representative of the Secretary General on Ending Violence against Children

+1 917 36 76127
http://srsg.violenceagainstchildren.org/

UNICEF

www.unicef.org

Development Initiatives (DI) is an independent international development organisation working on the use of data to drive poverty eradication and sustainable development. Our vision is a world without poverty that invests in human security and where everyone shares the benefits of opportunity and growth.

We work to ensure that decisions about the allocation of finance and resources result in an end to poverty, increase the resilience of the world's most vulnerable people, and ensure no one is left behind.

Copyright © 2017 Development Initiatives
We encourage dissemination of our work provided a reference is included.

Contact:

Rob Tew
Head of Technical Development
Rob.Tew@devinit.org

To find out more about our work visit:

www.devinit.org
Twitter: @devinitorg
Email: info@devinit.org

Development Initiatives is a group headed by Development Initiatives Poverty Research Limited, a not-for-profit company established in England no. 06368740. Registered office: North Quay House, Quay Side, Temple Back, Bristol, BS1 6FL, UK.

UK Office

Development Initiatives
North Quay House
Quay Side, Temple Back
Bristol, BS1 6FL, UK
+44 (0) 1179 272 505

Kenya Office

Development Initiatives
Shelter Afrique Building
4th Floor, Mamlaka Road
Nairobi, Kenya
PO Box 102802-00101
+254 (0) 20 272 5346

Development Research and Training (DRT)

Ggaba Road, Mutesasira
Zone, Kansanga
PO Box 22459
Kampala, Uganda
+256 (0) 312 – 263629/30
+256 (0) 414 – 269495
www.drt-ug.org

US Office

Development Initiatives
1110 Vermont Ave NW,
Suite 500, Washington DC
20005, US

