

Botan / BENCH

This bench has indoor or outdoor types. Oak wood, with a gorgeous wood grain, was selected for the indoor-use model while pine wood, transformed into a form that resists decay by subjecting the wood to acetylation, was selected for the outdoor-use model. The thick wood parts provide a sense of stability and the natural finish of the wood grain creates a beautiful appearance. The simple design of this bench gives it an always exciting look that naturally fits into any outdoor setting from home gardens to public parks.



DESIGN



JASPER MORRISON , 2013

"When we hear or read the word bench a vague image of a heavy wooden construction comes to mind. Many design projects begin with this soft-focus thought of the object in question and occasionally designers try to capture the essence of that image in an attempt to summarise the subject of the project once and for all, in concrete terms. The Botan bench was designed like that, as a simple bench for the terrace of my office where it has been for the past 5 years, until recently I thought of proposing it to Maruni. It's not an obvious product for the catalogue of a modern furniture company but I am hopeful there may be a need for it among architects designing public spaces."


MATERIAL & FINISH

pine



no finish

oak



NL-0
whitish

NK-1
natural black

WARRANTY

We will guarantee the product for two years from the date of delivery of the product. For the content of quality assurance please see the "Warranty Policy" included in the product.

TECHNICAL INFORMATION

WOOD

The wood used in this product is obtained from oak trees in North America and pine trees in New Zealand that are managed and felled in a planned manner. If required, we can manufacture furniture with the FSC® or PEFC™ certification. In that case, however, longer lead-time will be required to procure the wood.

VOC


The coating and glue used here reduce VOC emissions in manufacturing processes and finished products. These materials have been tested for formaldehyde emissions in accordance with the ISO12460 standard and confirmed not to exceed the 0.4 mg/l emission level.

PURPOSE OF USE

Indoor : oak

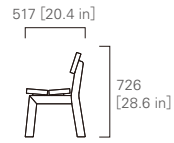
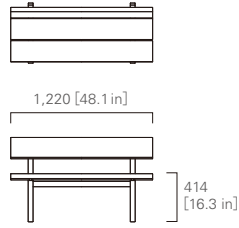
Outdoor : pine

Maruni Wood Industry has established various test standards and designs for comfortable use, however, use of products beyond the expected scope can lead to cracking and snapping of wood parts. There are several things you should keep in mind in order to properly preserve the product and continue using it for a long time. Therefore, be sure to read the instruction manual beforehand.

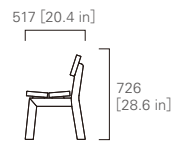
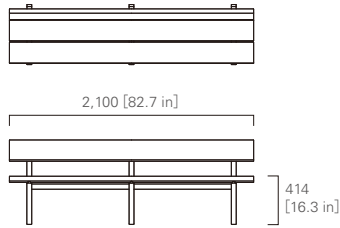


New Tate Modern Photography: Samuel Cole © Tate, 2016

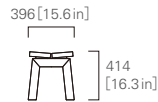
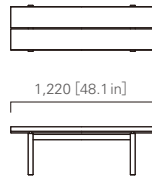
BENCH 122



BENCH 210



BENCH 122 Basic



BENCH 210 Basic

