

MODEL SPECIFICATIONS

MODEL SPECIFICATIONS TABLE

Table 1	3280 Series	
Main burner BTU	15,000	
N/P orifice drill size	#49/#56	
	Non-combustible enclosures	Combustible enclosures
A Countertop to unit bottom clearance	6"	6"
B Side to side cut-out	8 3/4"	9 1/4"▲
C Front to back cut-out	14 1/4"	14 3/4"▲

▲ The increased dimensions for combustible enclosures allow for a required air gap along all sides of the unit. See the COMBUSTIBLE ENCLOSURE CUT-OUT section below for details.

TOP VIEW

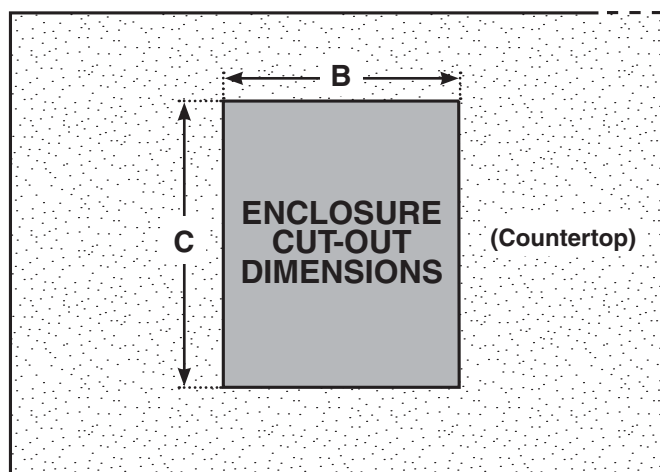


Fig. 5-1

SIDE VIEW

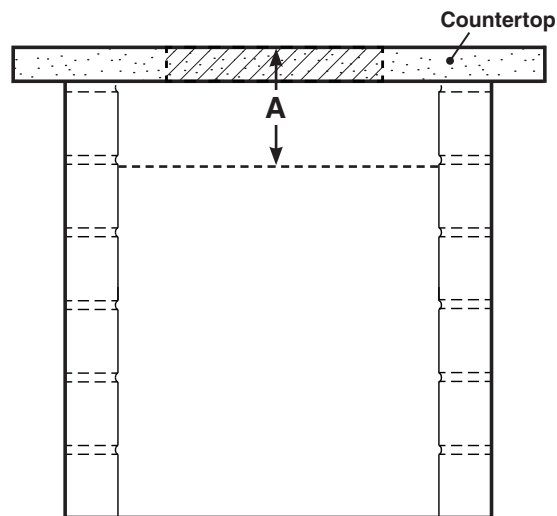


Fig. 5-2

Important: FOR YOUR SAFETY, you must provide openings in the island enclosure for drainage, replacement air, and cross-ventilation of any storage area exposed to possible leakage from gas connections, the unit, or propane tanks. See the ENCLOSURE REQUIREMENTS section for details.

COMBUSTIBLE ENCLOSURE CUT-OUT

This unit may be installed into combustible framing (wood, for instance) provided there is a minimum of a 1/2" airspace between ALL sides of the unit and any combustible material.

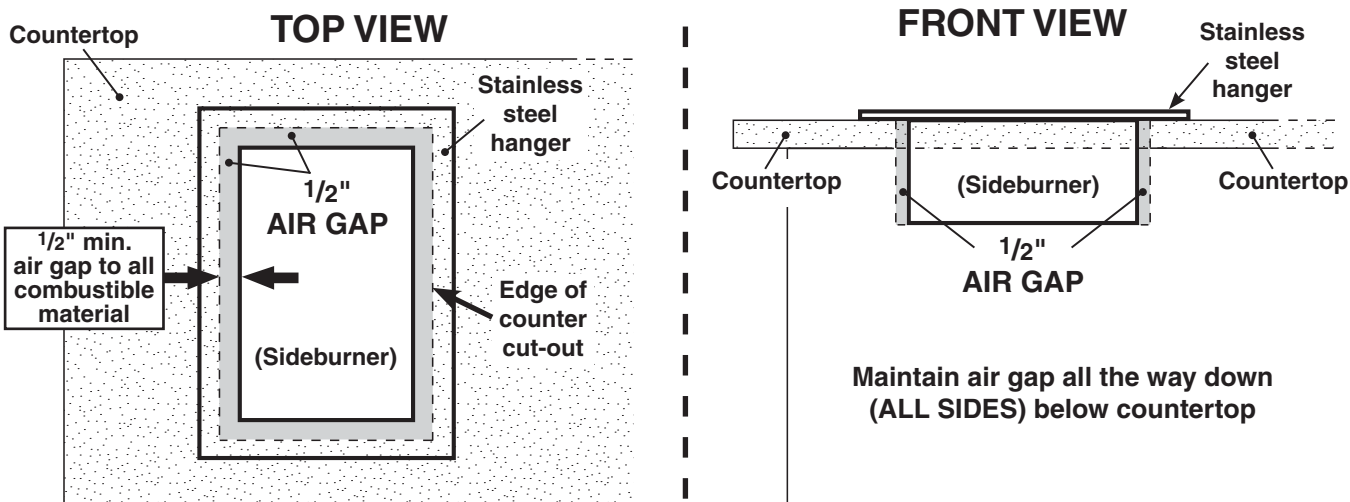


Fig. 5-3