

MODEL SPECIFICATIONS

MODEL SPECIFICATIONS TABLE

| Table 1 | 3280 Series | |
|----------------------------------------------|----------------------------|------------------------|
| Main burner BTU | 15,000 | |
| N/P orifice drill size | #49/#56 | |
| | Non-combustible enclosures | Combustible enclosures |
| A Countertop to unit bottom clearance | 6" | 6" |
| B Side to side cut-out | 8 3/4" | 9 1/4"▲ |
| C Front to back cut-out | 14 1/4" | 14 3/4"▲ |

▲ The increased dimensions for combustible enclosures allow for a required air gap along all sides of the unit. See the COMBUSTIBLE ENCLOSURE CUT-OUT section below for details.

TOP VIEW

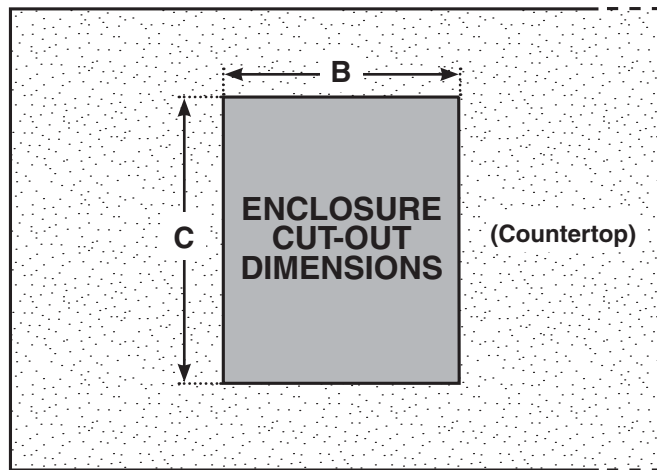


Fig. 5-1

SIDE VIEW

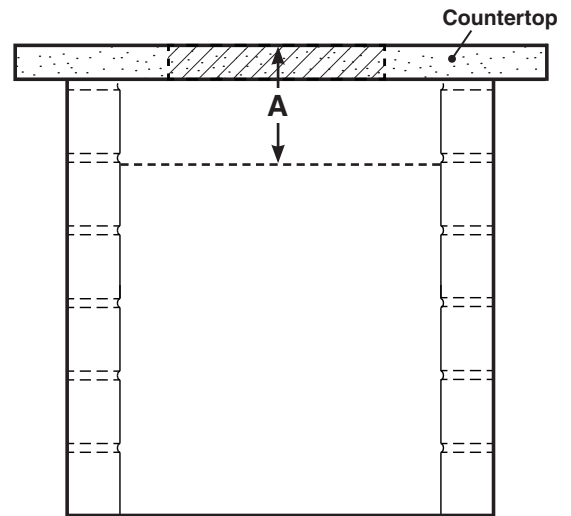


Fig. 5-2

Important: FOR YOUR SAFETY, you must provide openings in the island enclosure for drainage, replacement air, and cross-ventilation of any storage area exposed to possible leakage from gas connections, the unit, or propane tanks. See the ENCLOSURE REQUIREMENTS section for details.

COMBUSTIBLE ENCLOSURE CUT-OUT

This unit may be installed into combustible framing (wood, for instance) provided there is a minimum of a 1/2" airspace between ALL sides of the unit and any combustible material.

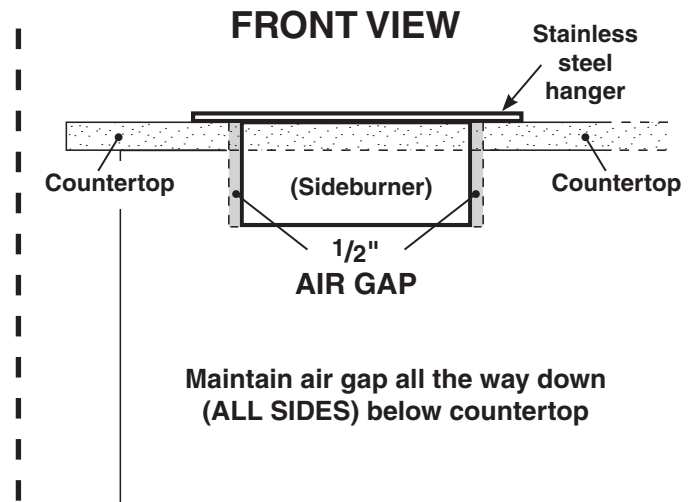
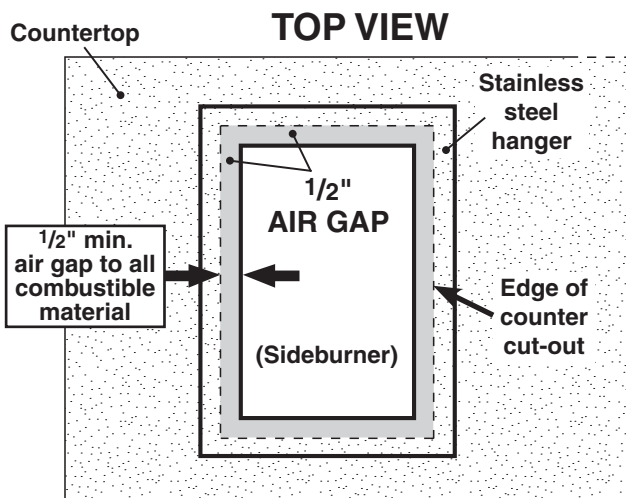


Fig. 5-3