

14 Wall & Ceiling LED>Outdoor Wall Up & Down Lights

67374A/AN/W



2x6W LED wall light, IP54, ideal for both indoor and outdoor installation.

Complete with driver.

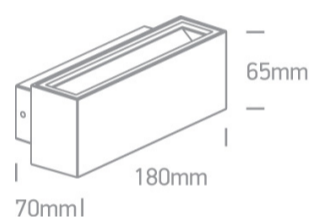
Complies with standard EN60598-1 and any other specific standards.



Downloads



Dimensions



Gallery



Physical Specification

Item Group

14 Wall & Ceiling LED

Family

Outdoor Wall Up & Down Lights

Order Code

67374A/AN/W

Colour

Anthracite

Material

Die Cast

Shape



Rectangular

Length

180mm

| | |
|--------------|------|
| Width | 70mm |
| Height | 65mm |
| Surface Wall | Yes |
| Indoor | Yes |
| Outdoor | Yes |
| Adjustable | No |

Electrical Characteristics

| Gear | Built In |
|------------------|---|
| Fitting + Driver | |
| Input Voltage | 220-240V |
| 50 Hz | Yes |
| 60 Hz | Yes |
| Safety Class |  |
| Power(Watts) | 2x6W |
| IP Rating | IP54 |
| Light Source | LED built in |
| Dimmable | No |
| F Mark |  |

| Fitting | |
|---------------|------------------|
| Input Type | Constant Current |
| Input Current | 300mA |
| Voltage | 38V |
| Power(Watts) | 11,4W |
| IP Rating | IP54 |
| Light Source | LED built in |
| LED Type | SMD 2835 |
| LED Brand | Edison |

Gear

| | |
|------------------|------------|
| Gear Type | Led Driver |
| Input Voltage | 220-240V |
| 50 Hz | Yes |
| 60 Hz | Yes |
| Power(Watts) | 7,2-12W |
| Power Factor | 0,9 |
| Constant Current | Yes |
| 300mA | 26-40V |

Illumination Data

| | |
|----------------------|---|
| Colour Temperature | 3000K |
| Lumen Output | 2x210lm |
| Light Efficiency | 70lm/W |
| CRI | 80 |
| Illumination Diagram |  |

Packing Info

| | |
|------------|---------------|
| Box Length | 8cm |
| Box Width | 7,5cm |
| Box Height | 18,5cm |
| Box Weight | 0,8kg |
| Pcs/Carton | 12 |
| Barcode | 5291889043614 |
| HS Code | 9405409900 |

Energy Label



Certification & Warranty

Warranty

2 Years

Weee Directive

Yes

switch to
one light!

one
LIGHT

