

15 Plafo > Decorative Plafo

62182/BAN/W



40W LED Decorative Plafo, IP20, suitable for residential and commercial application.

Complete with 1050mA driver.

Complies with standard EN60598-1 and any other specific standards.



Downloads






Dimensions




Physical Specification

Item Group	15 Plafo
Family	Decorative Plafo
Order Code	62182/BAN/W
Colour	Brushed Anthracite
Material	Aluminium
Shape	Circular
Height	87mm
Diameter	480mm
Surface Ceiling	Yes
Indoor	Yes
Adjustable	No


Gear	Built In
Fitting + Driver	
Input Voltage	220-240V
50 Hz	Yes
60 Hz	Yes
Safety Class	
Power(Watts)	40W
IP Rating	IP20
Light Source	LED built in
Dimmable	No
F Mark	

Fitting	
Input Type	Constant Current
Input Current	1050mA
Voltage	36V
Power(Watts)	37,8W
IP Rating	IP20
Light Source	LED built in
LED Type	SMD 2835
LED Brand	Epistar
F Mark	

Gear	
Gear Type	Led Driver
Input Voltage	220-240V
50 Hz	Yes
60 Hz	Yes
Power(Watts)	24-42W

Power Factor	0,9
Constant Current	Yes
1050mA	23-40V
IP Rating	IP20
Safety Class	
Dimmable	No
Output Terminal	Cable
Brand	Eaglerise

Illumination Data

Colour Temperature	3000K
Lumen Output	3400lm
Light Efficiency	85lm/W
CRI	80
Illumination Diagram	

Packing Info

Pcs/Carton	1
Barcode	5291889065968
HS Code	9405409900

Energy Label



Energy Class	F
Energy Consumption	40KWh/1000h

Warranty

2 Years

Weee Directive

Yes

switch to
one light!

one
LIGHT

