



15 Plafo>The LED Decorative Plafo Round

62144N/B/W



50W LED Plafo , IP20 suitable for residential and commercial application .

Complete with 1200mA driver.

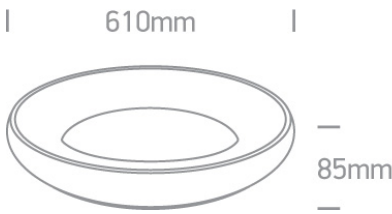
Complies with standard EN60598-1 and any other specific standards.



Downloads






Dimensions




Physical Specification

| | |
|-----------------|--------------------------------|
| Item Group | 15 Plafo |
| Family | The LED Decorative Plafo Round |
| Order Code | 62144N/B/W |
| Colour | Black |
| Material | Metal |
| Shape | Circular |
| Height | 85mm |
| Diameter | 610mm |
| Surface Ceiling | Yes |
| Indoor | Yes |
| Adjustable | No |


| Gear | Built In |
|------------------|---|
| Fitting + Driver | |
| Input Voltage | 220-240V |
| 50 Hz | Yes |
| 60 Hz | Yes |
| Safety Class |  |
| Power(Watts) | 50W |
| IP Rating | IP20 |
| Light Source | LED built in |
| Dimmable | No |
| F Mark |  |

| | |
|---------------|---|
| Fitting | |
| Input Type | Constant Current |
| Input Current | 1200mA |
| Voltage | 40V |
| Power(Watts) | 48W |
| IP Rating | IP20 |
| Light Source | LED built in |
| LED Type | SMD 2835 |
| LED Brand | Epistar |
| F Mark |  |

| | |
|---------------|------------|
| Gear | |
| Gear Type | Led Driver |
| Input Voltage | 220-240V |
| 50 Hz | Yes |
| 60 Hz | Yes |
| Power(Watts) | 32,4-50,4W |

| | |
|------------------|---|
| Power Factor | 0,9 |
| Constant Current | Yes |
| 1200mA | 27-42V |
| IP Rating | IP20 |
| Safety Class |  |
| Dimmable | No |
| Brand | Lifud |

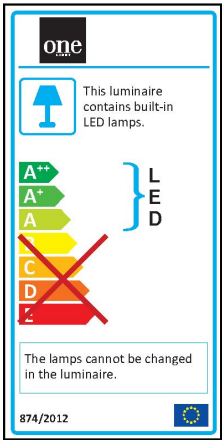
Illumination Data

| | |
|----------------------|---|
| Colour Temperature | 3000K |
| Lumen Output | 2750lm |
| Light Efficiency | 55lm/W |
| CRI | 80 |
| Beam Angle | 120° |
| Illumination Diagram |  |

Packing Info

| | |
|---------------|---------------|
| Box Length | 68cm |
| Box Width | 68cm |
| Box Height | 12cm |
| Box Weight | 4,9Kg |
| Pcs/Carton | 1 |
| Carton Length | 68cm |
| Carton Width | 68cm |
| Carton Height | 12cm |
| Carton Weight | 4,9Kg |
| Barcode | 5291889056904 |
| HS Code | 9405409900 |

Energy Label



Certification & Warranty

Warranty

2 Years

Weee Directive

Yes

switch to
one light!

