

New 2021 Edition 2>Downlights Fixed LED

50140B/W/W



60x60 recessed backlit LED panel for T-rail false ceilings. Uniform lighting, ideal for commercial applications.

Complete with 850mA driver.

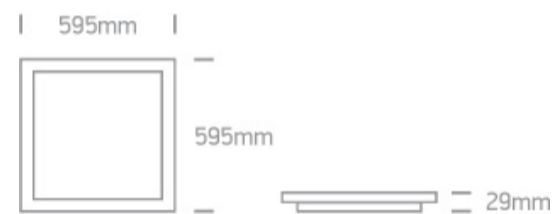
Complies with standard EN60598-1 and any other specific standards.



Downloads



Dimensions



Gallery



Related items



050017



050108



89045L

Physical Specification

Item Group



New 2021 Edition 2


Family

Downlights Fixed LED

Order Code	50140B/W/W
Colour	White
Material	Aluminium + Steel
Shape	Rectangular
Length	595mm
Width	595mm
Height	29mm
Recessed T-Ceiling	Yes
Depth Required	50mm
Indoor	Yes
Adjustable	No


Electrical Characteristics

Gear	External-Included
Fitting + Driver	
Input Voltage	220-240V
50 Hz	Yes
60 Hz	Yes
Safety Class	
Power(Watts)	40W
IP Rating	IP20
Light Source	LED built in
Dimmable	No
F Mark	


Fitting	
Input Type	Constant Current
Input Current	850mA
Voltage	45V
Safety Class	

Power(Watts)	38,7W
IP Rating	IP20
Light Source	LED built in
LED Type	SMD 2835
LED Brand	Sanan

Gear

Gear Type	Led Driver
Input Voltage	220-240V
50 Hz	Yes
60 Hz	Yes
Power(Watts)	32,3-38,25W
Power Factor	0,9
Constant Current	Yes
850mA	38-45V
IP Rating	IP20
Safety Class	
Dimmable	No
Housing Material	Plastic
Output Terminal	Cable
Cable Length	50cm
Brand	ONE

Illumination Data

Colour Temperature	3000K
Lumen Output	4000lm
Light Efficiency	100lm/W
CRI	80
Beam Angle	120°
Illumination Diagram	

Packing Info

Pcs/Carton

4

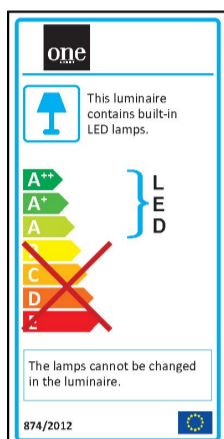
Barcode

5291889068341

HS Code

9405109890

Energy Label



Certification & Warranty

Warranty

2 Years

Average Lifetime

35000hours

Weee Directive

Yes

switch to
one light!

one
LIGHT

