

New 2020 Edition 2>Office & Kitchen

## 38150BR/B/W



40W UGR17 Recessed linear with diffuser, ideal for offices.

Complete with 1000mA driver , 4pcs fixing clips, 4pcs connectors & 2pcs end cups.

Can be connected in line

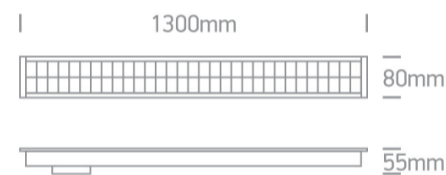
Complies with standard EN60598-1 and any other specific standards.



### Downloads



### Dimensions



### Gallery





### Physical Specification

|                   |                    |
|-------------------|--------------------|
| Item Group        | New 2020 Edition 2 |
| Family            | Office & Kitchen   |
| Order Code        | 38150BR/B/W        |
| Colour            | Black              |
| Material          | Aluminium          |
| Diffuser Material | Plastic            |
| Shape             | Rectangular        |

|                    |        |
|--------------------|--------|
| Length             | 1300mm |
| Width              | 80mm   |
| Height             | 55mm   |
| Cutout Hole Width  | 1280mm |
| Cutout Hole Length | 68mm   |
| Recessed Ceiling   | Yes    |
| Depth Required     | 80mm   |
| Indoor             | Yes    |
| Adjustable         | No     |


### Electrical Characteristics

| Gear             | Built In  |
|------------------|---|
| Fitting + Driver |   |
| Input Voltage    | 220-240V  |
| 50 Hz            | Yes   |
| 60 Hz            | Yes   |
| Safety Class     |  |
| Power(Watts)     | 40W   |
| IP Rating        | IP20  |
| Light Source     | LED built in  |
| Dimmable         | No  |
| F Mark           |  |


| Fitting       |                  |
|---------------|------------------|
| Input Type    | Constant Current |
| Input Current | 1000mA           |
| Voltage       | 36V              |
| Power(Watts)  | 36W              |
| IP Rating     | IP20             |
| Light Source  | LED built in     |

|            |          |
|------------|----------|
| LED Type   | SMD 3030 |
| LED Brand  | Osram    |
| LED Number | 96       |

## Gear

|                  |   |
|------------------|---|
| Gear Type        | Led Driver  |
| Input Voltage    | 220-240V  |
| 50 Hz            | Yes   |
| 60 Hz            | Yes   |
| Power(Watts)     | 30-42W  |
| Power Factor     | 0,95  |
| Constant Current | Yes   |
| 1000mA           | 30-42V  |
| IP Rating        | IP20  |
| Safety Class     |  |
| Dimmable         | No  |
| Housing Material | Metal   |
| Output Terminal  | Connector   |
| Brand            | ATG   |

## Illumination Data

|                      |   |
|----------------------|---|
| Colour Temperature   | 3000K   |
| Lumen Output         | 4000lm  |
| Light Efficiency     | 100lm/W   |
| CRI                  | 80  |
| Beam Angle           | 34°   |
| Illumination Diagram |  |
| Dark Light           | Yes   |
| UGR                  | 17  |

## Packing Info

Pcs/Carton

12

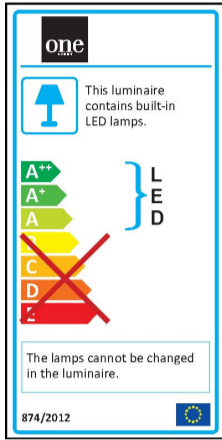
Barcode

5291889063858

HS Code

9405409900

## Energy Label



## Certification & Warranty

Warranty

3 Years

Weee Directive

Yes

switch to  
**one light!**

one  
LIGHT

