

06 Downlights Fixed LED>Floating Panels Range Adjustable Cut Out Hole

10114CE/C



14W Downlight LED, IP20

Complete with 300mA driver.


Complies with standard EN60598-1 and any other specific standards.



Downloads



Dimensions



Gallery






Physical Specification


Item Group	06 Downlights Fixed LED
Family	Floating Panels Range Adjustable Cut Out Hole
Order Code	10114CE/C
Colour	White
Material	Aluminium
Diffuser Material	PC
Shape	Circular

Height	24mm
Diameter	160mm
Cutout Hole Diameter	60mm-140mm
Recessed Ceiling	Yes
Depth Required	40mm
Indoor	Yes
Adjustable	No


Electrical Characteristics

Gear	External-Included
Fitting + Driver	
Input Voltage	220-240V
50 Hz	Yes
60 Hz	Yes
Safety Class	
Power(Watts)	14W
IP Rating	IP20
Light Source	LED built in
Dimmable	No
F Mark	

Fitting	
Input Type	Constant Current
Input Current	300mA
Voltage	40V
Safety Class	
Power(Watts)	12W
IP Rating	IP20
Light Source	LED built in
LED Type	SMD 4014

LED Brand	Zhaochi
Gear	
Gear Type	Led Driver
Input Voltage	220-240V
50 Hz	Yes
60 Hz	Yes
Power(Watts)	9-14W
Power Factor	0,5
Constant Current	Yes
300mA	30-42V
IP Rating	IP20
Safety Class	
Dimmable	No
Housing Material	Plastic
Output Terminal	Cable
Brand	Eaglerise

Illumination Data

Colour Temperature	4000K
Lumen Output	1200lm
Light Efficiency	88,71lm/W
CRI	80
Illumination Diagram	

Packing Info

Pcs/Carton	40
Barcode	5291889065449
HS Code	9405409900

Warranty

2 Years

Weee Directive

Yes

switch to
one light!

one
LIGHT

