

06 Downlights Fixed LED>The Outdoor/Bathroom IP65 Range

10110G/W/C



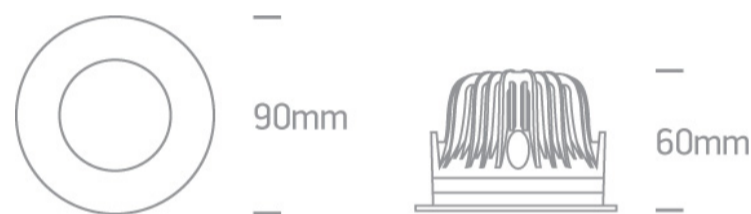
10W LED recessed downlight, IP65. Suitable for Indoor/Outdoor installation..

Complete with 250mA driver.

Complies with standard EN60598-1 and any other specific standards.



Downloads **Dimensions**



Gallery






Physical Specification


Item Group	06 Downlights Fixed LED
Family	The Outdoor/Bathroom IP65 Range
Order Code	10110G/W/C
Colour	White
Material	Die Cast
Shape	Circular
Height	60mm

Diameter	90mm
Cutout Hole Diameter	82mm
Recessed Ceiling	Yes
Depth Required	90mm
Indoor	Yes
Outdoor	Yes
Adjustable	No

Electrical Characteristics

Gear	External-Included
Fitting + Driver	
Input Voltage	220-240V
50 Hz	Yes
60 Hz	Yes
Safety Class	
Power(Watts)	10W
IP Rating	IP65
Light Source	LED built in
Dimmable	No
Cable Length	200cm
F Mark	


Fitting	
Input Type	Constant Current
Input Current	250mA
Voltage	37V
Safety Class	
Power(Watts)	9,25W
IP Rating	IP65
Light Source	LED built in

LED Type	COB
LED Brand	Cree
F Mark	

Gear

Gear Type	Led Driver
Input Voltage	220-240V
50 Hz	Yes
60 Hz	Yes
Power(Watts)	7-11W
Power Factor	0,9
Constant Current	Yes
250mA	27-42V
IP Rating	IP20
Safety Class	
Dimmable	No
Housing Material	Plastic
Output Terminal	Cable
Brand	Kegu

Illumination Data

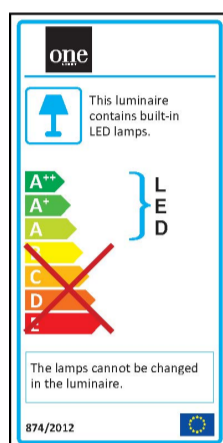
Colour Temperature	4000K
Lumen Output	800lm
Light Efficiency	80lm/W
CRI	80
Beam Angle	60°
Illumination Diagram	

Packing Info

Box Length	11,5cm
------------	--------

Box Width	11,5cm
Box Height	7,5cm
Box Weight	0,370kg
Pcs/Carton	50
Barcode	5291889051862
HS Code	9405409900

Energy Label



Certification & Warranty

Warranty	3 Years
Weee Directive	Yes

switch to
one light!

one
LIGHT

