

Vibratory Power Screed Troubleshooting Manual

For issues with Recoil Starter, Pressure Build Up, Flooded Engine, & Smoke



1 If your screed has difficulty starting or excess engine smoke, your engine may be flooded.




TIP - Always store screed engine in this position and drain fuel completely


2 Lean the screed back onto its handles, to drain the fuel back into the tank.




3 Remove the engine cover using a #4 Allen Wrench.



4 Remove the engine's spark plug with a spark plug wrench.



5 Test the plug by touching it to the metal cylinder & pull the recoil starter several times.



6 If the plug sparks, reinstall. If the plug does not spark, dry off and pull again, until you see a spark. If the spark plug will not spark, replace the spark plug.