


# TOMAHAWK

**TBS500  
SKID SPRAYER**


**Assembly Manual**



# TOMAHAWK

## TBS500: Skid Sprayer Assembly Pt. 1

[www.tomahawk-power.com](http://www.tomahawk-power.com)




**1** Remove the motor and all parts from the packaging.




**2** Attach the end of the orange tube to the base of the pump.



**3** Attach the front of the orange tube to the filter.



**4** Attach the end of the clear tube below the pressure adjustment knob.



**5** All connections should resemble the image above.




**6** Attach the reel handle using the nut included in the packaging.


# TOMAHAWK

## TBS500: Skid Sprayer Assembly Pt.2


www.tomahawk-power.com




**7** Attach the throttle control using the last 2 screws and nuts.



**8** Connect the throttle wires to the Honda Engine wires. Left to Left. Right to Right.



**9** Place the throttle cable end into the gap and fit the cable along the top of the throttle.



**10** Remove the air filter to access the engine's throttle control terminal.



**11** Fit the top of the cable housing into the slot and tighten the locknuts.



**12** Pull the housing back and slide the end of the cable into the engine's throttle terminal.\*

\* Move the throttle control back and forth to make sure the cable is engaged.



## Power Your World

Tomahawk understands to keep a job-site running smoothly the proper equipment and spare parts are needed at the drop of a hat. With same day shipping and faster delivery times, count on Tomahawk to keep you powered throughout the day! With long lasting parts and engines, Tomahawk equipment will be the star of your fleet for years to come. Visit [www.tomahawk-power.com](http://www.tomahawk-power.com) to get started today!

# TOMAHAWK

Tomahawk Power, LLC  
San Diego, CA

**Sales Support**  
(866) 577-4476  
[sales@tomahawk-power.com](mailto:sales@tomahawk-power.com)

**Equipment Support**  
(866) 577-4476  
[support@tomahawk-power.com](mailto:support@tomahawk-power.com)

[www.tomahawk-power.com](http://www.tomahawk-power.com)



**FACEBOOK**  
[facebook.com/TomahawkPowerUSA](https://facebook.com/TomahawkPowerUSA)

**YOUTUBE**  
[youtube.com/TomahawkPower](https://youtube.com/TomahawkPower)

**INSTAGRAM**  
[@tomahawkpower](https://instagram.com/tomahawkpower)