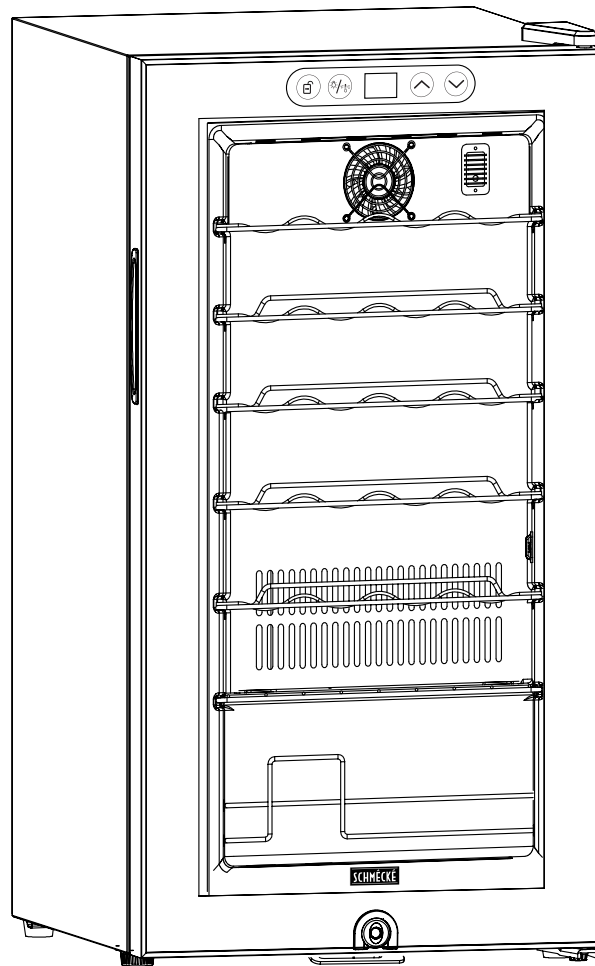


SCHMECKÉ™

FREESTANDING COMPRESSOR WINE COOLERS

USER GUIDE



SHMFWCC121LB
Holds 12 bottles

SHMFWCC241LB
Holds 24 bottles

SHMFWCC331DLB
Holds 33 bottles

SHMFWCC125LB
Holds 12 bottles

SHMFWCC281LB
Holds 28 bottles

SHMFWCC431DLB
Holds 43 bottles

SHMFWCC181LB
Holds 18 bottles

SHMFWCC341LB
Holds 34 bottles

SHMFWCC511LB
Holds 51 bottles

Thank you for purchasing the Schmecke™ Freestanding Compressor Wine Cooler. This User Guide is intended to provide you with guidelines to ensure that operation of this products safe and does not pose risk to the user. Any use that does not conform to the guidelines described in this User Guide may void the limited warranty.

Please read all directions before using the product and retain this guide for reference. This product is intended for household use only. It is not intended for commercial use.

This product is covered by a limited one-year warranty. Coverage is subject to limits and exclusions. See warranty for details.

This product is the next best thing to having a real wine cooler in your home. It protects your favorite bottles and stores them at the precise recommended temperatures for red and/or white wines. The advanced compressor cooling system delivers the optimal environment for those special vintages, preserving their unique flavor and delicacy.

CONTENTS


FEATURES	2
SAFETY PRECAUTIONS	3
PRODUCT OVERVIEW	4
CONTROL PANEL	8
DE-ICING THE WINE COOLER	8
CLEANING THE WINE COOLER	9
TECHNICAL SPECIFICATIONS	9
TROUBLESHOOTING	10
WARRANTY	10
GET IN TOUCH!	11

FEATURES

- Keeps red and/or white wines at their proper temperature
- One-touch controls and LCD display
- Interior lighting with independent on/off control
- Celsius or Fahrenheit, adjustable by one-degree increments
- Chrome shelves are easy to pull out
- Automatic panel lock
- Tempered smoked glass door protects wines from UV rays
- Black metal exterior
- CFC-free solid polyurethane foam insulation
- Lockable door for added security and peace of mind



SAFETY PRECAUTIONS

1.  **WARNING: CHOKING HAZARD** – Small parts. This product contains small parts and is not suitable for children under 3 years old.
2. Remove all packaging before using this device. Please keep all packaging materials out of reach of children and pets.
3. Properly dispose of all packing materials immediately after unpacking product, as the bags used for packaging could present a suffocation or choking hazard.
4. Read all instructions carefully before attempting to operate this device. Improper usage could result in injury or a reduction in efficacy.
5. Never allow children to operate, play with, or crawl inside the appliance.
6. Keep all flammable liquids or materials away from this unit. Failure to do so may result in a fire or explosion.
7. Keep out of direct sunlight and away from heat sources.
8. Do not attempt to repair or replace any parts or service this unit unless specifically recommended in this User Guide.
9. Use only with a properly grounded, standard 115V 60Hz electrical outlet to avoid the risk of electrical shock.
10. Do not use with an extension cord.

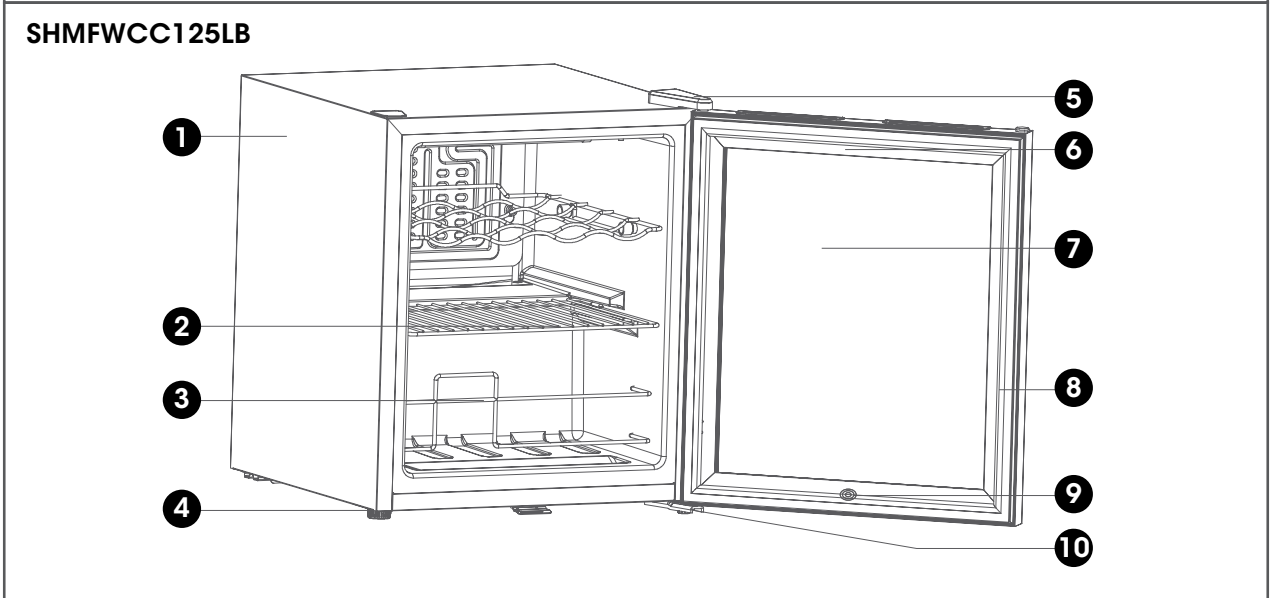
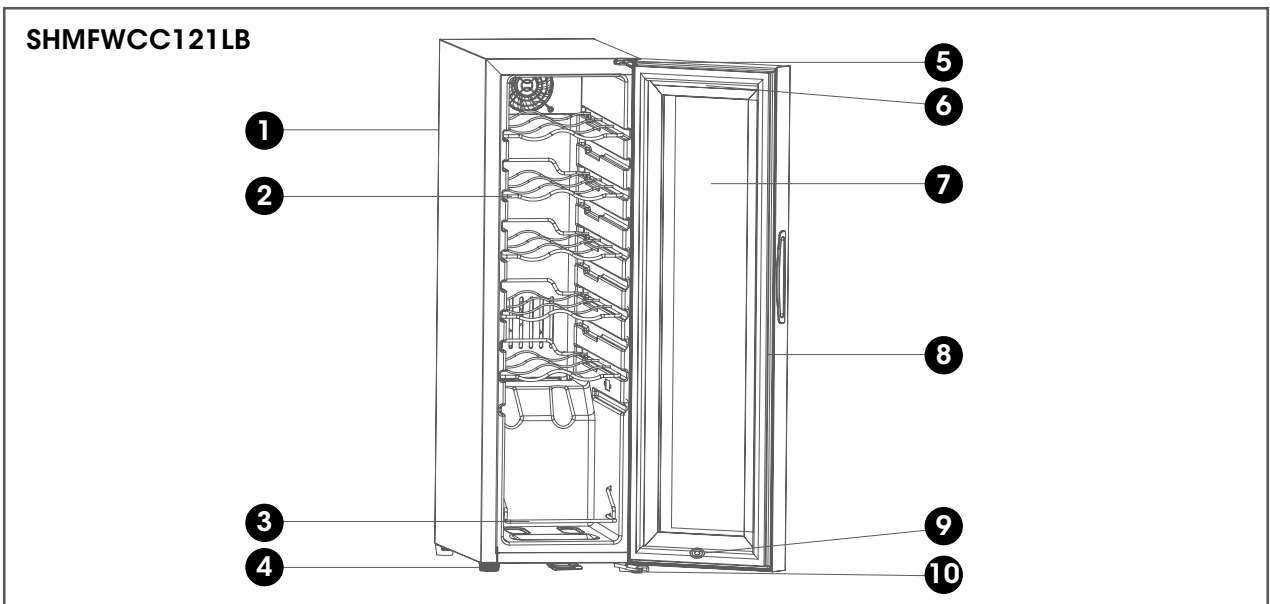
IMPORTANT SETUP NOTES

- Before plugging in your Wine Cooler, allow to stand upright for 3 hours.
- Place only on a level surface that will support the full weight once Wine Cooler has been fully loaded. You can ensure the unit is level by placing a small ball on top and checking to make sure it does not roll in any direction.
- Position in a dry, well-ventilated space with temperatures between 41°F – 90°F (5°C – 32°C).
- Leave a space of at least 6" in the back of the unit and 10" on both sides. Do not place any objects on top of the unit.
- Do not use without feet: the unit requires 2" of ground clearance.
- If you are discarding an old unit, remove its door and leave shelves in place to avoid an entrapment hazard.

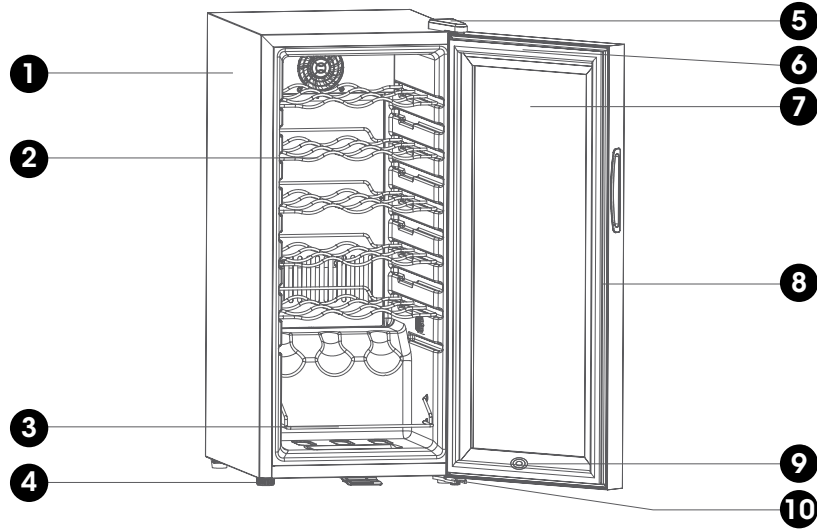
Please note: it is normal for your Wine Cooler to make a whirring sound that will cycle up when the compressor is working harder to chill your wine, and cycle down as the temperature levels off.

PRODUCT OVERVIEW

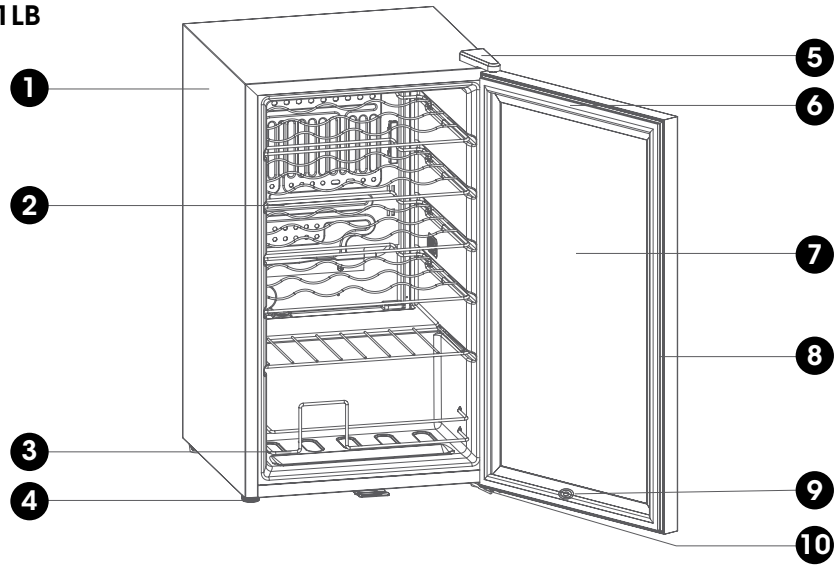
- 1 Exterior
- 2 Shelves
- 3 Retainer bar
- 4 Feet
- 5 Upper door hinge with cover
- 6 Control panel
- 7 Glass door
- 8 Door gasket
- 9 Security lock
- 10 Bottom hinge



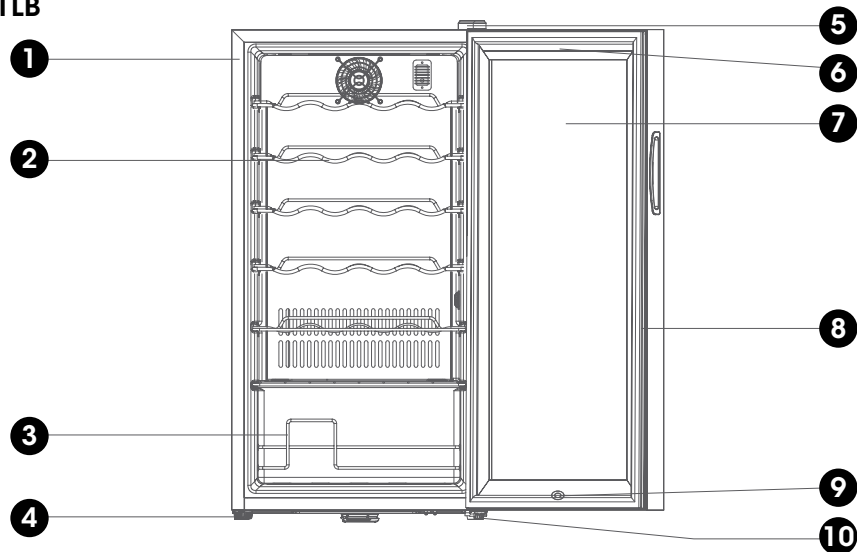
SHMFWCC181LB



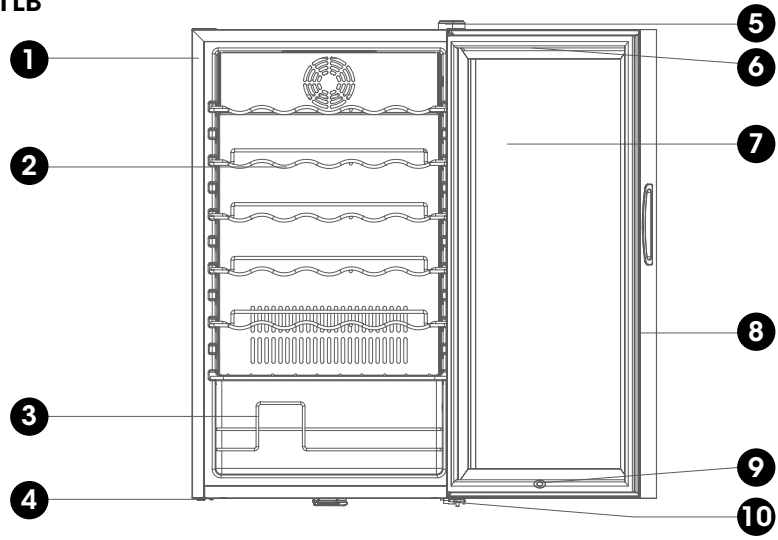
SHMFWCC241LB



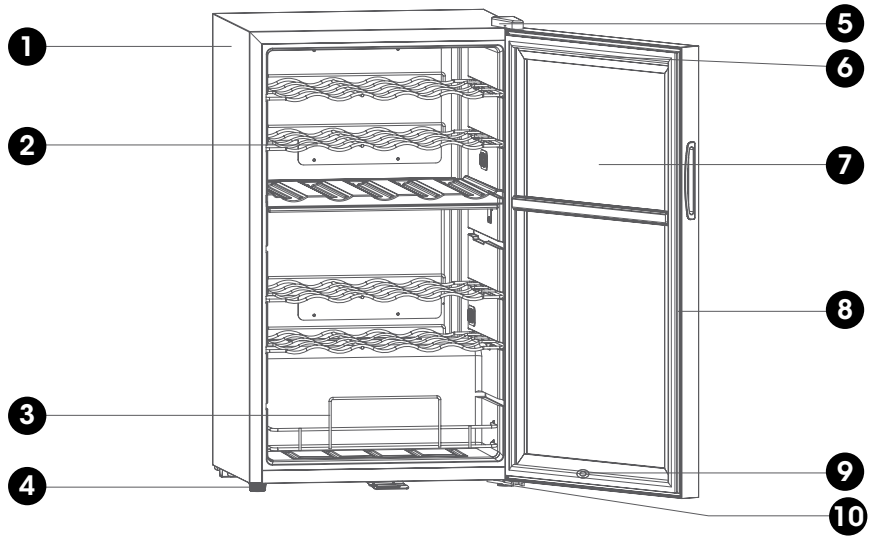
SHMFWCC281LB



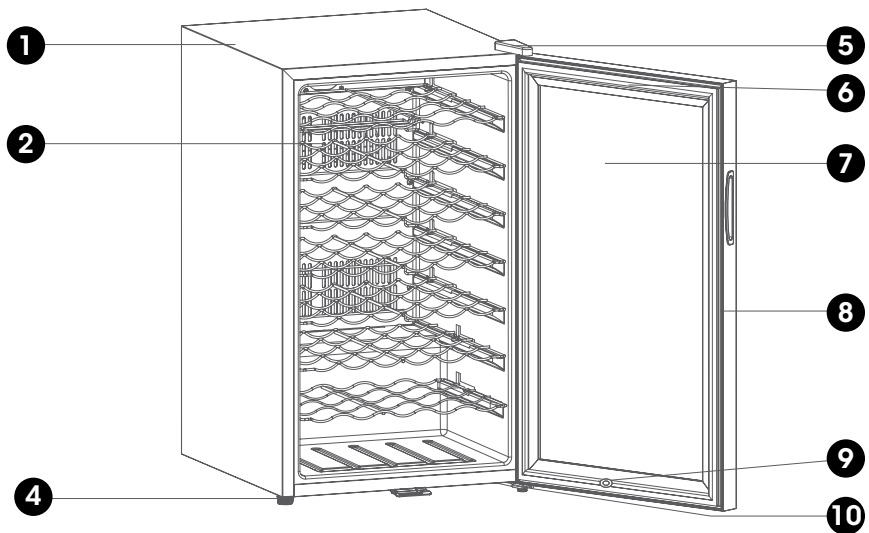
SHMFWCC341LB



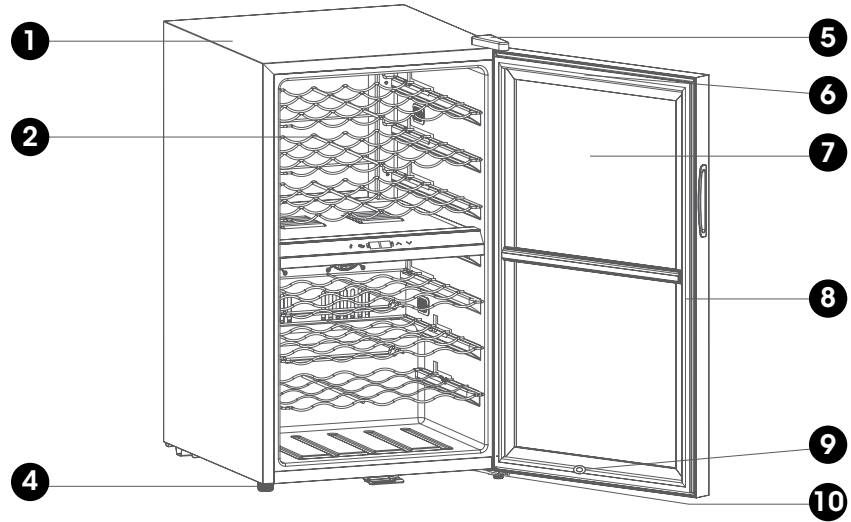
SHMFWCC331DLB



SHMFWCC511LB



SHMFWCC431DLB



Model	Storage Capacity	Temperature Range
SHMFWCC121LB	12 Standard Bottles	41-64°F (5-18°C)
SHMFWCC125LB	12 Standard Bottles	41-64°F (5-18°C)
SHMFWCC181LB	18 Standard Bottles	41-64°F (5-18°C)
SHMFWCC241LB	24 Standard Bottles	41-64°F (5-18°C)
SHMFWCC281LB	28 Standard Bottles	41-64°F (5-18°C)
SHMFWCC341LB	34 Standard Bottles	41-64°F (5-18°C)
SHMFWCC331DLB	33 Standard Bottles Dual Zone	Upper Zone: 54-64°F (12-18°C) Lower Zone: 41-57°F (5-14°C)
SHMFWCC511LB	51 Standard Bottles	41-64°F (5-18°C)
SHMFWCC431DLB	43 Standard Bottles Dual Zone	Upper Zone: 54-64°F (12-18°C) Lower Zone: 41-54°F (5-12°C)

RECOMMENDED TEMPERATURE

	Fahrenheit	Celsius
Red Wines	57° - 65°	14° - 18°
White Wines, Champagnes and Sparkling Wines, and Dry Varietals	49° - 58°	9° - 14°
Rosé Wines	51° - 53°	10° - 11°

CONTROL PANEL

Single zone models:






SHMFWCC121LB / SHMFWCC125LB / SHMFWCC181LB / SHMFWCC241LB / SHMFWCC281LB /
SHMFWCC341LB / SHMFWCC511LB



Dual zone models:

SHMFWCC331DLB / SHMFWCC431DLB



1. Unlock the control panel by pressing the  button for 2 seconds. A beep will alert you that the panel has been unlocked. (For Dual Zone model, press once more to select either the upper or lower zone.)
2. Adjust the temperature in 1 degree increments by pressing the ( and ) buttons until desired temperature is reached.
3. To switch between Fahrenheit and Celsius, press the  for 2 seconds.
4. You can also turn the interior light on or off by pressing the  button. The light will turn off automatically after 10 minutes.

DE-ICING THE WINE COOLER

- The unit's Auto Defrost feature should prevent ice accumulation from occurring.
- However, should ice accumulation occur, you can do the following:
 - Unplug the Wine Cooler
 - Wait for all ice to melt
 - Once melting is complete, remove water from the unit
 - Plug in and restart the unit

CLEANING THE WINE COOLER

TO CLEAN THE EXTERIOR:

- Unplug before cleaning.
- Do not use abrasive cleaning products.
- Wash the cabinet exterior only with mild soap and water and rinse thoroughly.
- Clean the glass door with glass cleaner or mild soap and water and a soft cloth.
- Wipe the control panel with a damp cloth and dry thoroughly. To avoid damaging the panel, do not use cleaning sprays or over-saturated.

TO CLEAN THE INTERIOR:

- Unplug before cleaning.
- Do not use abrasive cleaning products.
- Cleaning the door gasket:
 - Use mild soap or baking soda solution
 - Rinse well
 - Apply a thin layer of petroleum jelly to the gasket at the hinge side to prevent sticking
- Use a warm water and baking soda solution inside the unit (about one tablespoon of baking soda to one quart of water) to clean and neutralize odors.

TECHNICAL SPECIFICATIONS

SHMFWCC121LB:

Power Supply: 115V 60Hz

Rated Power: 95W

Unit Dimensions (W x D x H):

9.9 x 17.7 x 31.2 in.

(252 x 450 x 792 mm)

Net Weight: 37.5 lbs. (17 kg)

SHMFWCC125LB:

Power Supply: 115V 60Hz

Rated Power: 95W

Unit Dimensions (W x D x H):

17.3 x 18.5 x 20.9 in.

(440 x 470 x 530 mm)

Net Weight: 39.7 lbs. (18 kg)

SHMFWCC181LB:

Power Supply: 115V 60Hz

Rated Power: 95W

Unit Dimensions (W x D x H):

13.6 x 17.7 x 30.3 in.

(345 x 450 x 770 mm)

Net Weight: 43 lbs. (19.51 kg)

SHMFWCC241LB:

Power Supply: 115V 60Hz

Rated Power: 95W

Unit Dimensions (W x D x H):

16.9 x 17.7 x 29.1 in.

(430 x 450 x 740 mm)

Net Weight: 47 lbs. (21.3 kg)

SHMFWCC281LB:

Power Supply: 115V 60Hz

Rated Power: 95W

Unit Dimensions (W x D x H):

16.9 x 17.7 x 33.1 in.

(430 x 450 x 840 mm)

Net Weight: 49.6 lbs. (22.5 kg)

SHMFWCC331DLB:

Power Supply: 115V 60Hz

Rated Power: 65W

Unit Dimensions (W x D x H):

19.5 x 16.9 x 33.4 in.

(495 x 430 x 848 mm)

Net Weight: 59.5 lbs. (27 kg)

SHMFWCC341LB:

Power Supply: 115V 60Hz

Rated Power: 90W

Unit Dimensions (W x D x H):

18.7 x 17.3 x 33.1 in.

(474 x 440 x 840 mm)

Net Weight: 50.7 lbs. (23 kg)

SHMFWCC431DLB:

Power Supply: 115V 60Hz

Rated Power: 90W

Unit Dimensions (W x D x H):

19.5 x 22.3 x 33.4 in.

(495 x 565 x 848 mm)

Net Weight: 75 lbs. (34 kg)

SHMFWCC511LB:

Power Supply: 115V 60Hz

Rated Power: 90W

Unit Dimensions (W x D x H):

19.5 x 22.3 x 33.4 in.

(495 x 565 x 848 mm)

Net Weight: 75 lbs. (34 kg)

TROUBLESHOOTING

If the unit doesn't work:

Check to make sure the power supply has the correct voltage. Also check to make sure there isn't a circuit breaker that has been tripped or a blown fuse.

If the unit isn't getting cold enough:

Make sure the temperature settings are adjusted correctly. If so, the room in which the unit is operating might be too hot. Also check whether the door has been opened too frequently or has not been completely closed. Check the seal on the door to make sure it is intact. Make sure the unit has sufficient clearance on all sides.

If the unit vibrates or makes excessive noise:

Make sure the unit has been placed on a level, stable surface. Also check to make sure the fan is working properly.

If the LED display is not working or shows an error message:

Check to see if the unit is plugged in properly. If so, there may be a problem with the main circuit board that requires professional servicing.

If the buttons don't work:

The Control Panel may be damaged.

WARRANTY

LIMITED WARRANTY ON SCHMECKE™ FREESTANDING WINE COOLER

THIS LIMITED WARRANTY GIVES YOU SPECIFIC LEGAL RIGHTS AND YOU MAY ALSO HAVE OTHER RIGHTS, WHICH VARY FROM STATE TO STATE.

WE WARRANT THAT DURING THE WARRANTY PERIOD, THE PRODUCT WILL BE FREE FROM DEFECTS IN MATERIALS AND WORKMANSHIP.

LIMITATION OF LIABILITY

TO THE EXTENT NOT PROHIBITED BY LAW, THIS WARRANTY IS EXCLUSIVE AND IN LIEU OF ALL OTHER WARRANTIES, ORAL, WRITTEN, STATUTORY, EXPRESS OR IMPLIED. EXCEPT FOR THE EXPRESS WARRANTIES CONTAINED IN THIS LIMITED WARRANTY STATEMENT AND TO THE EXTENT NOT PROHIBITED BY LAW, WE DISCLAIM ALL OTHER WARRANTIES, EXPRESSED OR IMPLIED, STATUTORY OR OTHERWISE, INCLUDING WITHOUT LIMITATION, THE WARRANTIES OF MERCHANTABILITY AND FITNESS FOR A PARTICULAR PURPOSE. SOME STATES DO NOT ALLOW DISCLAIMERS OF IMPLIED WARRANTIES, SO THIS DISCLAIMER MAY NOT APPLY TO YOU. TO THE EXTENT SUCH WARRANTIES CANNOT BE DISCLAIMED UNDER THE LAWS OF YOUR JURISDICTION, WE LIMIT THE DURATION AND REMEDIES OF SUCH WARRANTIES TO THE DURATION OF THIS EXPRESS LIMITED WARRANTY.

OUR RESPONSIBILITY FOR DEFECTIVE GOODS IS LIMITED TO REPAIR, REPLACEMENT OR REFUND AS DESCRIBED BELOW IN THIS WARRANTY STATEMENT.

WHO MAY USE THIS WARRANTY? C&A Marketing, Inc. located at 114 Tived Lane East, Edison, NJ ("we") extend this limited warranty only to the consumer who originally purchased the product ("you"). It does not extend to any subsequent owner or other transferee of the product.

WHAT DOES THIS WARRANTY COVER? This limited warranty covers defects in materials and workmanship of the Schmecke™ Freestanding Wine Cooler (the "product") for the Warranty Period as defined below.

WHAT DOES THIS WARRANTY NOT COVER? This limited warranty does not cover any damage due to: (a)

transportation; (b) storage; (c) improper use; (d) failure to follow the product instructions or to perform any preventive maintenance; (e) modifications; (f) unauthorized repair; (g) normal wear and tear; or (h) external causes such as accidents, abuse, or other actions or events beyond our reasonable control.


WHAT IS THE PERIOD OF COVERAGE? This limited warranty starts on the date of your purchase and lasts for one year (the "Warranty Period"). The Warranty Period is not extended if we repair or replace the product. We may change the availability of this limited warranty at our discretion, but any changes will not be retroactive.

WHAT ARE YOUR REMEDIES UNDER THIS WARRANTY? With respect to any defective product during the Warranty Period, we will, at our sole discretion, either: (a) repair or replace such product (or the defective part) free of charge or (b) refund the purchase price of such product if an exchange unit cannot be provided.

HOW DO YOU OBTAIN WARRANTY SERVICE? To obtain warranty service, you must contact us at 1-833-876-2922 or by email at info@supportcbp.com during the Warranty Period to obtain a Defective Merchandise Authorization ("DMA") number. No warranty service will be provided without a DMA number and return shipping costs to our facilities shall be assumed by you, the purchaser. Shipping costs of the replacement unit to you shall be assumed by us.

GET IN TOUCH!

 info@supportcbp.com

 1-833-876-2922

SCHMECKE is a trademark of C&A IP Holdings, LLC in the US.

www.schmecke.com

All other products, brand names, company names, and logos are trademarks of their respective owners, used merely to identify their respective products, and are not meant to connote any sponsorship, endorsement or approval.

Distributed by C&A Marketing, Inc., 114 Tived Lane East, Edison, NJ 08837.

MADE IN CHINA

© 2020. C&A IP Holdings, LLC. All Rights Reserved.