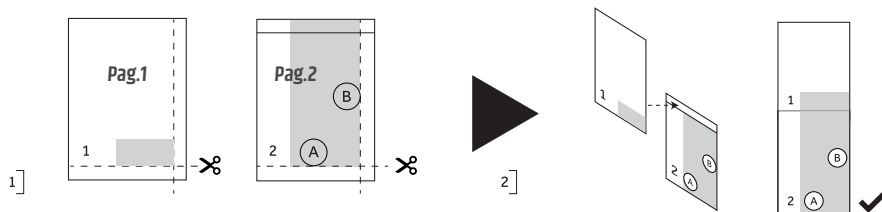


# SHOE SIZING GUIDE

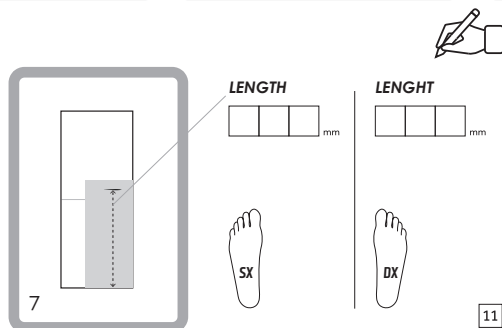
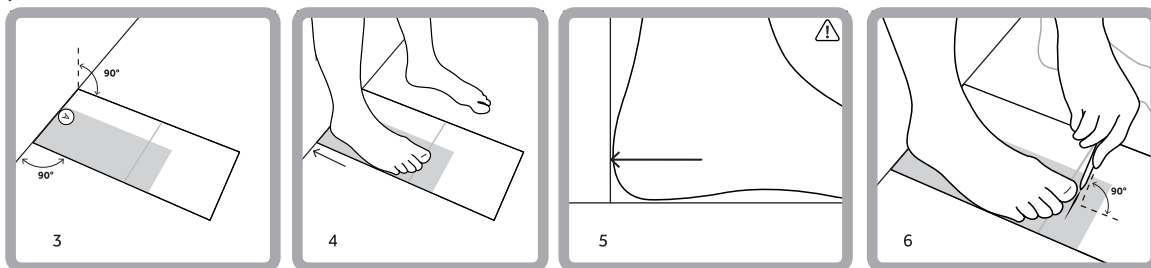
## PREPARE THE TOOL



**VeloVetta**



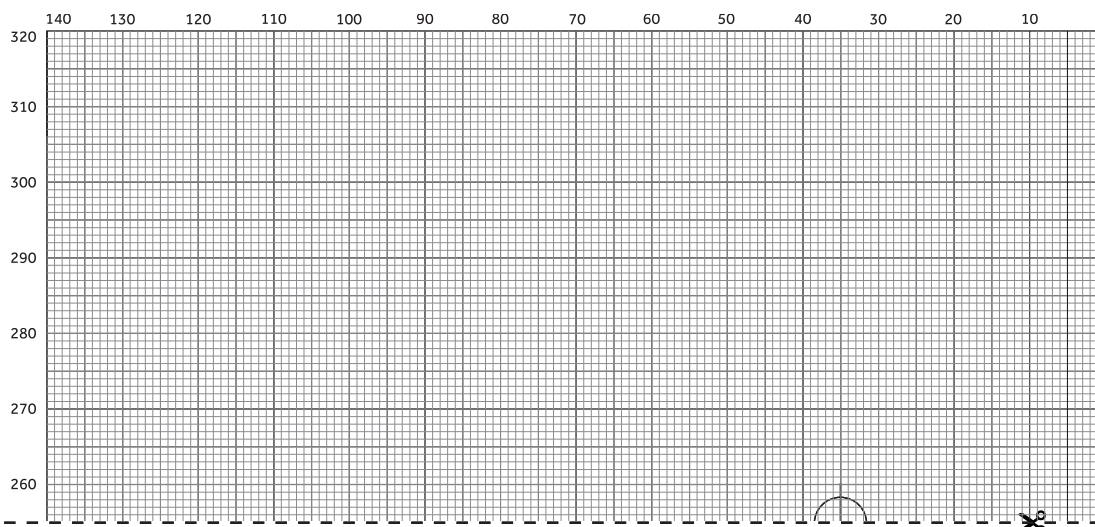
**MEASURE THE LENGTH** - Place the bottom of the sheet against a wall. Measure wearing the socks you ride in.



Find your size in the chart below. Half sizes are the same width as the whole size below it. For a wider shoe, move up to the next whole size.

LENGTH(mm)	240.0	246.5	253.5	256.5	260.0	263.5	266.5	270.0	273.5	276.5	280.0	283.5	286.5	290.0	293.5	296.5	300.0
EU	38	39	40	40.5	41	41.5	42	42.5	43	43.5	44	44.5	45	45.5	46	46.5	47
US men	6	6.75	7.5	7.75	8.25	8.75	9	9.5	9.75	10.25	10.75	11	11.5	11.75	12.25	12.75	13
US women	7	7.75	8.5	8.75	9.25	9.75	10	10.5	10.75	11.25	11.75						
UK	5	5.75	6.5	6.75	7.25	7.75	8	8.5	8.75	9.25	9.75	10	10.5	10.75	11.25	11.75	12

Pg. 1





**HAVE YOU PRINTED IT CORRECTLY?**  
Make sure you set your printer at 100% scale (actual size). Compare the scale below with a ruler. They should correspond.

**HAI STAMPATO CORRETTAMENTE?**  
Assicurati di aver impostato la tua stampante con scala 100% (dimensioni reali). Confronta la scala qui sotto con un righello e assicurati che corrispondano.

**IST ALLES KORREKT AUSGEDRUCKT?**  
Stellen Sie sicher, dass Sie Ihren Drucker auf 100% Maßstab (tatsächliche Größe) eingestellt haben. Vergleichen Sie die unten stehende Skala mit einem Lineal. Die Abstände müssen übereinstimmen.

**IMPRIMIU CORRETAMENTE?**  
Certifique-se que a sua impressora está configurada para 100% da escala (tamanho atual). Compare a escala abaixo com uma régua. Deverão corresponder.

**¿LO HAS IMPRESO CORRECTAMENTE?**  
Asegúrese de configurar su impresora en una escala del 100% (tamaño real). Compare la escala a continuación con una regla. Deberían corresponder.

**L'AVEZ-VOUS IMPRIMÉ CORRECTEMENT?**  
Veillez à régler votre imprimante à l'échelle 100 % (taille réelle). Comparez l'échelle ci-dessous avec une règle. Les deux doivent correspondre.

**正しく印刷しましたか?**  
必ず100%スケール(実際のサイズ)でプリンターを設定してください。以下のスケールを定規と比較してください。彼らは対応する必要があります。

**您是否正確列印?**  
請務必以1:1實際尺寸列印,並比照最左下角的比例尺,比例尺需跟實際尺寸相同。

**你是否完全对准了?**  
请确保将打印比例设置为100%(实际大小)。请用一把尺子比较一下我们的比例表。它们应该对应。



Pg. **2**



250  
240  
230  
220  
210  
200  
190  
180  
170  
160  
150  
140  
130  
120  
110  
100  
90  
80  
70  
60  
50  
40  
30  
20  
10