

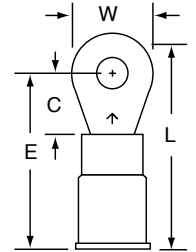


Data Sheet

Specialty Terminals

ECRV-R6 thru ECRV-Y12

Ring Tongue, Vinyl Insulated with Insulation Grip



Product Number	Wire Range (AWG)	Stud Size	W	C	L	E	Thickness	Barrel Length	Barrel I.D.	Maximum Insulation Diameter
ECRV-R6	22-18	6	0.25	0.22	0.79	0.66	0.030	0.25	0.070	0.145
ECRV-R8	22-18	8	0.33	0.29	0.89	0.73	0.030	0.25	0.070	0.145
ECRV-R10	22-18	10	0.33	0.29	0.89	0.73	0.030	0.25	0.070	0.145
ECRV-B6	16-14	6	0.25	0.22	0.81	0.68	0.030	0.25	0.090	0.170
ECRV-B8	16-14	8	0.33	0.29	0.91	0.75	0.030	0.25	0.090	0.170
ECRV-B10	16-14	10	0.33	0.29	0.89	0.75	0.030	0.25	0.090	0.170
ECRV-B14	16-14	1/4	0.47	0.40	1.09	0.86	0.030	0.25	0.090	0.170
ECRV-B56	16-14	5/16	0.56	0.40	1.14	0.86	0.030	0.25	0.090	0.170
ECRV-B38	16-14	3/8	0.56	0.40	1.14	0.86	0.030	0.25	0.090	0.170
ECRV-Y6	12-10	6	0.28	0.29	0.98	0.84	0.040	0.25	0.135	0.250
ECRV-Y8	12-10	8	0.38	0.29	1.03	0.84	0.040	0.25	0.135	0.250
ECRV-Y10	12-10	10	0.38	0.29	1.03	0.84	0.040	0.25	0.135	0.250
ECRV-Y14	12-10	1/4	0.59	0.44	1.29	0.99	0.040	0.25	0.135	0.250
ECRV-Y56	12-10	5/16	0.59	0.44	1.29	0.99	0.040	0.25	0.135	0.250
ECRV-Y38	12-10	3/8	0.59	0.44	1.29	0.99	0.040	0.25	0.135	0.250
ECRV-Y12	12-10	1/2	0.75	0.57	1.50	1.12	0.040	0.25	0.135	0.250

Specifications

Wire Size:	See Table Above
Barrel Seam:	Butted with Insulation Grip
Max. Voltage Rating:	600 V Building Wire 1000 V Signs, Fixtures and Luminaires
Max. Temperature Rating:	221°F (105°C)
Max. Current:	Same as Wire
Insulator Material:	Vinyl
Terminal Material:	ETP Copper
Insulation Grip Material:	Brass
Terminal Plating:	Tin

Installation Information

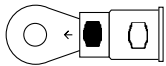
WARNING


Turn power off before installing or removing terminal. All electrical work should be done according to appropriate electrical codes.


For use on stranded copper (AWG) wire only.

Strip away the end 3/8 inch of wire insulation.

Make the crimp in the proper station of a recommended 3M crimp tool: TH-440, TH-450 (scissor style), or TR-482, TR-490 (ratchet style) hand tools.



 Barrel Crimp (Electrical)

 Insulation Support Crimp
(Mechanical)

IMPORTANT NOTICE

Before using this product, you must evaluate it and determine if it is suitable for your intended application. You assume all risks and liability associated with such use.

Engineering Specification

Crimp-type terminals shall, electrically and mechanically, connect to a pre-stripped end of a stranded copper wire and have a flat tongue portion with a central opening for mounting around a screw or stud.

The terminal line shall offer tongue variations in hole (stud) size (6, 8 10, etc.) and configuration (ring, fork, block fork, flanged block fork, locking fork, etc.): and barrel variations in wire (AWG) size (22-18, 16-14, 12-10, etc.) and construction (non-insulated brazed seam, vinyl insulated butted seam, nylon insulated with insulation grip, etc.).

The nylon-insulated, ring tongue terminal with insulation grip shall be tin-plated, annealed copper, with the tongue having a specified stud hole (size 4 thru 1/2 in.) and a butted seam barrel with a tin plated brass, funnel entry insulation grip, covered by a molded nylon sleeve, color coded and sized for a specified (AWG) wire range (22-18, 16-14, 12-10).

Insulated terminals are certified for 600 Volts maximum building wire: 1000 Volts maximum in signs, fixtures and luminaires and have a maximum operating temperature of 221°F (105°C).