


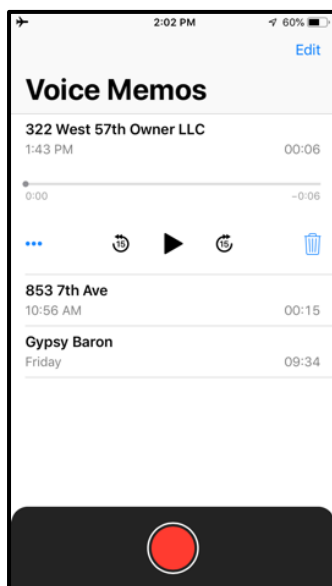
Voice Memos - iOS

Audio Recording App – sampling frequency 48kHz, Apple Lossless and AAC files

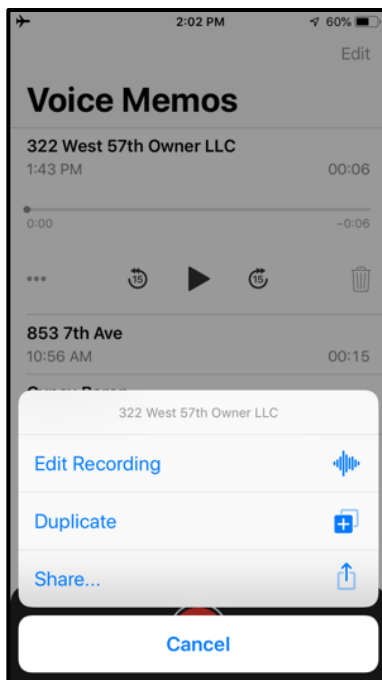
Voice Memos is a very simple and easy to use App that comes installed on every iPhone. You find this App in the iPhones “Utilities” folder. It’s intended for mono recording with the built-in mic, however when you plug-in the SP15C Spatial Microphone, it records in Stereo.



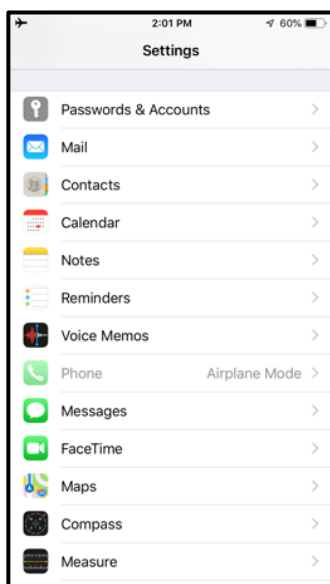
The Voice Memos main screen has one button: Record. It’s bright red. Push it to start recording. Push again to stop recording. The file is automatically saved and tagged with your location. You playback directly from the file list. Just select the file and the player pops up.



Pushing the three dots (...) opens a menu to Edit, Duplicate or Share. The Share menu gives you a wide range of choices for exporting the file and sending it to other Applications on your phone.



The App's default setting records files in the AAC format. It is 48kHz sample rate with 128kbit compressed quality. That's OK for voice memos, but for Music you want something much better. If you go to the iPhone "Settings", you'll find a menu under the Voice Memo icon where you can switch from "Compressed" to "Lossless". Now your recordings will be very high quality in the Apple Lossless format, which is comparable in quality to .wav files.



Unfortunately, this App has no indication that the source is your SP15C, nor is there any way to control the Input volume. The SP15C is calibrated to record maximum level at a Sound Pressure Level of 120dB. That's very loud,



almost painful. You'll make really good sounding recordings with this App in most situations and it's so simple to use.