



Entrust Datacard™

# Designed for Possibilities.



**Introducing the next generation  
of on-demand desktop printing.**

Entrust Datacard™ Desktop Retransfer Series

## Entrust Datacard™ CR805™ Card Printer with Inline Lamination Module (CLM) Product Guide

**Datacard®**

**TABLE OF CONTENTS**

---

TABLE OF CONTENTS ..... 1  
THE ULTIMATE PRINTING EXPERIENCE ..... 3  
ENTRUST DATACARD™ CR805™ RETRANSFER PRINTER ..... 3  
FEATURES..... 3  
MARKET OPPORTUNITIES..... 6  
CR805 RETRANSFER PRINTER FEATURES..... 7  
ENTRUST DATACARD® CR805™ CARD PRINTER WITH INLINE  
CARD LAMINATION MODULE..... 7  
OPTIONAL TACTILE IMPRESSION FEATURE ..... 8  
CONSUMABLE SUPPLIES OVERVIEW ..... 9  
BID SPECIFICATIONS ..... 13  
FREQUENTLY ASKED QUESTIONS..... 16  
SALES COLLATERAL ..... 19  
ADDITIONAL INFORMATION ..... 19

## **THE ULTIMATE PRINTING EXPERIENCE**

---

Reset your expectations! Prepare yourself for the **Ultimate Identity Platform**. The new Entrust Datacard™ CR805™ Card Printer with Inline Lamination module (CLM) was developed with enhancements to provide the best print-on-demand experience available in the market today. We've combined advancements in image quality, durability, modularity, security and reliability that will change the way you think about card printing.

## **ENTRUST DATACARD™ CR805™ CARD PRINTER**

---

Requirements for print-on-demand solutions are constantly changing as customers look for reliability, flexibility and ease of use in their card printers. Entrust Datacard is pleased to announce a new addition to our portfolio of print-on-demand solutions with the new CR805 card printer. Using retransfer technology coupled with a number of unique features, the CR805 card printer delivers vibrant, detailed cards with over-the-edge-printing. This print technology allows the capability to create sophisticated photo quality cards with life-like skin tones, rich colors and fine line details.

Retransfer printing also provides flexibility for customers to design the card they want. It enables customers to print on a variety of card substrates as well as on uneven surfaces, such as contact and contactless smart cards. Since retransfer printing provides full coverage, customers can reduce costs by printing on blank white card stock, instead of pre-printed cards. The combination of retransfer printing coupled with new and unique features makes the CR805 retransfer card printer an industry choice for high quality printing.

## **FEATURES**

---

The CR805 card printer was designed with customers in mind. We developed this new platform based on input from customers, input from partners, our years of experience in printer development, and demands of the market.

We focused on card design capability, enhanced durability and security, ease of use, reliability and connectivity. In addition, we are providing a complete solution, with Datacard® Certified Supplies and integrated Truident™ Suite Software and Adaptive Issuance™ Remote Monitoring and Management Software.



The design and options with this platform provide almost endless possibilities to meet the demands of card programs in the market today.

### **Pigment Ink**

Pigment ink provides long-lasting, photo quality images. Pigment ink has been proven to last longer than dye. It is not susceptible to fading from exposure to UV light, and it tends to be less susceptible to plasticizers. With durability that preserves image quality and print details to extend the card life, pigment ink reduces the need for costly card replacement.

### **600dpi Printing**

High-resolution, 600dpi printing improves the design capability for any card program, and the ability to reproduce fine lines. It enables the use of additional design elements, such as high

resolution bar codes, OCR and small font printing. Our testing has shown clear, crisp printing down to 2 point font or less, allowing for printing small text or unique characters.

### **Selectable Color Modes**

The new CR805 card printer comes standard with three options for color printing.

- **True Color (ICC)** – prints as close as possible to color in the image file
- **Legacy SR/CR** – Close as possible match to the SR200, SR300, SR300e card printers
- **Vivid** – printer colors with higher saturation and contrast.

True Color mode is the default mode when the CR805 card printer is shipped from the factory. For more information on changing the color mode, refer to the User's Guide or the How-To-Video.

### **Enhanced Card Durability with two layers of Retransfer film**

The CR805 card printer has the option to add an additional layer of retransfer film. This extra layer can be added on the front and/or the back of the card to extend card life. This provides intermediate durability for the card programs that don't need the 1.0 mil patch or the budget does not support using a laminator and supplies. Using the second layer of retransfer film is a cost effective method to get additional durability. The cost for the additional durability is one retransfer film image. **IMPORTANT NOTE:** A second layer can't be added if there is a magnetic stripe or signature panel on the card.

### **In-line Lamination for additional Durability and Security**

The CR805 card printer with CLM provides inline lamination and long-lasting durability with the DuraGard® 1 mil laminates, to extend the life of the card. Secure custom or generic holographic designs can be added at various levels for enhanced security. In addition, the tactile impression feature can be added, providing additional security and promoting the customer brand.

The CR805 card printer will work with the same lamination module that's available with the CD800™ card printer today, as long as the metal rollers are changed to rubber rollers with the upgrade kit. Customers with an existing CD800 card printer with CLM can upgrade the print technology, transitioning from direct-to-card to retransfer printing by replacement of the CD800 card printer with the CR805 card printer on top of the laminator and by replacing the metal laminator rollers with rubber lamination rollers.

When the CD800 card printer is swapped for the CR805 card printer, the laminator will recognize the new printer, and appropriate sets are adjusted to support the CR805 card printer and laminates. Load new supplies and it's ready to go!

**Note:** The supplies are different than with direct-to-card printing. New supplies will have to be ordered to work with retransfer printing and the steel rollers will need to be changed to rubber rollers in the CLM module.



### **Modularity for Magnetic Stripe Encoding and Smart Cards.**

The CR805™ Card Printer is easy to update with smartcard or magstripe encoding options as card program demands change. The outside (skins) of the printers are easily removed and a transport module with the encoder already attached can be added quickly and easily by snapping into place within the printer without the use of tools. A full list of upgrade options is listed in the bid specification portion of this document.

Note: If the CR805 card printer already has an encoder (either magstripe or smartcard), the user wants to add additional functionality, an entirely new upgrade kit will have to be ordered. For example; CR805 card printer has mag stripe encoding module and customer wants to add smartcard encoding. Order an upgrade kit that has magstripe and appropriate smartcard encoding option.

### **Enhanced System Security**

The CR805 card printer supports SSL, 3DES, TLS 1.1, and TLS 1.2, encryption to safeguard the transmitted data.

#### **Trusted Platform Module (TPM)**

In addition, the CR805 card printer has a TPM (Trust Platform Module) to provide a secure location to store and manage certificates and key. Utilizing RMM (Remote Monitoring and Management), the IT staff can insert, manage and remove end user certificates and keys.

#### **Secure Boot**

The CR805 card printer is the industry's first printer to provide Secure Boot: a security feature that protects the printer from outside intrusion to limit malware insertion. If the printer detects malware and memory compromises, it will not boot up until the detected malware and compromises have been removed. Note: Service call is needed to address the compromise.

For any technical issues, please contact the Entrust Datacard support teams on the phone numbers listed below

- Americas +1 800.328.3996 or +1 952.988.2316
- Europe, Middle East and Africa (EMEA) +44 1489555627
- Asia Pacific +852 28210126

### **Single-Wire Connectivity**

Single-Wire Connectivity reduces complexity by providing 1 driver for all printer functions: printing, mag stripe, and smartcard encoding. With a 1 printer to 1 driver ratio, this feature is easily scalable as additional printer sites are added. The drivers can be installed on a PC or server, depending on the application.

### **Integrated Solution**


The CR805 card printer is designed and tested as an integrated solution, encouraging the harmonious use of the hardware, software, supplies and services, making it ideal for many different card programs. The flexibility and modularity of the system ensures easy upgrade of the system as program needs change. Entrust Datacard has a long history of providing trusted solutions for card printing to end users, and with the CR805 card printer, this tradition continues.

### **Debow System**

Card aesthetics are very important to customers, and the new, patented debow feature in the CR805 card printer ensures the delivery of flatter cards. The cards printed on the CR805 card printer with debowing meet the latest ISO standards for card flatness. This feature is standard of every CR805 card printer.

### **Image Canvas size**

Recommended canvas size at 600 dpi or 2100 x 1344 (image size being sent to the printer). This equates to physical size of 3.5" x 2.24" (88.9mm x 56.9mm) Note: image is larger than the standard card (3.375" x 2.125" (85.73mm x 53.98mm)) to provide the full card coverage. This sizing is built into the TruCredential™ software, but if you're using 3<sup>rd</sup> party software, this adjustment will have to be made.



## **MARKET OPPORTUNITIES**

---

The new CR805™ Card Printer represents the next generation of on-demand card printing. We know that the quality of the cards issued goes a long way towards building positive impressions with the card holder. With the new retransfer printer, end customers can create cards that really stand out from the crowd. With brilliant color, stunning resolution and long lasting images, these cards will stand the test of time. With improved durability and security enhancements, this printer will reset expectations for instant issuance card quality and system security.

The new Entrust Datacard™ retransfer printer series gives customers the power to enhance their brand image, improve the security and durability of their cards, and provide reliable print-on-demand issuance. Cards whenever and wherever they need them.

The CR805 card printer is specifically designed for those applications and/or markets that require any of the following:

- Physical card security
- Extended card life
- Secure printing environment
- High level of quality and reliability
- An integrated solution incorporating hardware, software and supplies

The CR805 card printer is feature rich yet competitively priced, which opens up new market opportunities.

The CR805 card printer is ideal for:

- Government-National ID, Driver's Licenses and Voter ID cards
- Universities, Colleges and Higher Education
- State, Local or Municipal Government Authorities
- Ministry of Defense, Military ID and Secure Facility Identification
- Emergency Services: Police, Fire, and Ambulance Services
- Healthcare – Staff ID cards, admissions and health savings account
- Bureaus – Outsource services and support and augment card replacement programs
- Corporate ID and Access Control

## **CR805 CARD PRINTER FEATURES**

---

The CR805 card printer has the following features that make it a reliable choice for any card printing needs.

- **Removable Single Hopper** – The single input hopper has a capacity of up to 125 cards with an additional exception card feed slot.
- **Magnetic Stripe Encoding (Optional)** – magnetic stripe encoding that meets the ISO 7811 standard for Hi and Lo Coercivity
- **Dual contact/contactless single-wire smart card encoder (Optional)** – The encoder allows for one network connection going into the CR805 card printer, which lets the printer and smart card communicate through a single network connection with encoding to MiFare, ISO 7816 and ISO 14443 A/B
- **Dual contact/contactless two wire smart card encoder (Optional)** – The encoder allows for two wire connection going into the CR805 card printer, which lets the printer and smart card communicate through USB connection with encoding for iClass, PC Prox, MiFare, ISO 7816 and ISO 14443 A/B
- **Locks (Optional)** – Physical locks on the printer to prevent unauthorized access to the input hopper and supplies
- **Standard LCD display panel on printer** – provides system status, 2-line LCD displays warnings, error message and current system status, and access to menu subsystems.
- **Cable Lock bracket (Optional)** – hardware lock that allows the system to be physically locked to a desk or table
- **Printer manager** – Web based printer manager is used for printer configuration and changing printer settings
- **Integrated Solution** – CR805 card printer is designed for maximum efficiency with Datacard® Certified Supplies and TruCredential™ Software.

## **ENTRUST DATACARD™ CR805™ CARD PRINTER WITH INLINE CARD LAMINATION MODULE**

Requirements for instant card issuance are constantly changing as customers look for new ways to increase security, durability and versatility for their cards and credentials. Entrust Datacard is pleased to announce a number of unique features that will meet those ever-increasing needs! These new features are available in our new CR805 printer with inline Card Lamination Module (CR805 card printer with CLM). The CR805 card printer with CLM is built upon the same great technology as the Entrust Datacard CR805 card printer, with added features and functionality that will appeal to most customers. In addition, we have improved the quality and the reliability to make this an industry choice for high quality printing and lamination. Entrust Datacard is committed to making our channel partners successful by offering the most innovative solutions in the industry. The variety of security and durability features make the CR805 card printer with CLM the most impressive in the market.

### **NEW FEATURES**

Entrust Datacard has a wide variety of options to provide the level of security and durability customers require for their ID programs. We have a unique value proposition for our customers, as we have the ability to meet almost any need from a security, durability and aesthetics standpoint to create any card or credential with the new CR805 card printer with

CLM. The CR805 card printer with CLM is a single system that encodes, prints and laminates in one pass and allows users to utilize a variety of new features.

- **Tactile Impression** Entrust Datacard has a unique, patent-pending tactile impression feature that is available as an option with the new CR805 card printer with CLM. The tactile impression feature creates an impression on the card substrate, adding an additional opportunity for increased security and personalization. The tactile impression process uses special technology and a unique die to create the impression, which differs from the embossing or indenting technology available today. When used with a patch laminate, it helps make the card tamper evident and provides an even higher level of security.
- **Modularity** The CR805 card printer with CLM Module can be added to existing CR805 simplex or duplex printers.
- **Debow System** Card aesthetics are very important to customers, and the new, patented debow feature in the CR805 card printer with CLM ensures the delivery of flatter cards. The cards printed on the CR805 card printer with CLM meet the latest ISO standards.
- **Lamination Station** The CR805 card printer with CLM comes standard with single sided lamination and optional dual-sided lamination capability. This provides the ability to apply two different types of laminates to the card

## **OPTIONAL TACTILE IMPRESSION FEATURE**

---

The new patent pending tactile impression feature is available as an option with the new CR805 card printer with CLM. There are two components to the tactile impression feature: the tactile impression module (hardware) and the tactile impression die (supply).


If a tactile impression feature is desired, then the tactile impression module option should be ordered at the same time as the CR805 card printer with CLM.

Customers have the option to purchase one of the generic tactile impression designs that are available, or have the ability to create a unique, custom design specific for their ID card program. The tactile impressions can contain text, logos, and outlines of images that will vary in design and complexity.

The laminator will ship with a stock Entrust Datacard “D” alpha character. Then, upon receipt of the generic or custom tactile impression ordered, the channel partner will replace the stock “D” tactile impression die prior to shipment to the customer.

- **Tactile Impression Positioning**  
The tactile impression can be placed in various positions on the cards, and can be impressed multiple times on a single card. There are some key considerations when designing a card with the tactile impression feature:
  - Position over the Mag Stripe and antenna chip should be avoided
  - Following design best practices outlined on the **Tactile Impression Best Practices Guide** will be critical. For example, orientation of the card layout and impresser die feature is critical in order to ensure the proper portrait or landscape design layout is obtained.





- The impression can be made in three distinct areas vertically in the card, but can be moved across the card horizontally and impressed where desired.
- There are specific regions for imprinting set in the print manager. Refer to user guide for information on changing the settings.
- **Generic Tactile Impressions** Entrust Datacard will have several generic tactile impressions to choose from. The artwork below shows a variety of examples of potential tactile impressions.
- **Custom Tactile Impression Origination Process** The process for requesting a custom impression die will be very similar to that for custom holographic overlays. A Datacard® Certified Supplies custom tactile impression guide and order form will be available on PartnerPage<sup>SM</sup>, outlining the various grades and guidelines for placement of the impression in the design of the card.

The tactile impression feature is a great opportunity to increase security and branding on the card during personalization. Below are sample of some tactile dies.



## CONSUMABLE SUPPLIES OVERVIEW

The new CR805 Card Printer has been developed and tested to work most efficiently with Datacard® Certified Supplies. We engineered superior performance and reliability into every system-matched supply item we offer. For you, that means smooth printing, brilliant image quality, high security and exceptional performance. Worldwide authorized channel partners provide a fast, direct connection with the supplies and support you need, when and where you need them.

## COLOR RIBBON KITS

Ribbon kits include one roll of ribbon, one isopropanol cleaning card, and one adhesive cleaning sleeve. These three items are contained in a plastic clamshell, complete with loading instructions and other important information.

The panelized ribbon has a slightly different format due to the fact that it's pigment ink. The individual panel names are the same, but in a slightly different order. For the best image quality with pigment inks, the panel sequence is cyan, magenta, yellow and black.

### CMYKP-KPi ribbon



The Primer Panel (P) is 1 per side, which is needed for superior adherence of the image to the card used with the CR805 Card Printer.

The Inhibitor Panel (i) is used for cards containing a mag stripe or signature panel. The inhibitor panel prevents film/image from being applied to the mag stripe and/or signature panel.

### Color Ribbons

Item Number	Description	Yield Up to
513382-201	CMYKP Ribbon Assembly, Pigment Ink	1000 Simplex – 500 Duplex
513382-203	CMYKP-KP Ribbon Assembly – Pigment Ink	750 Duplex
513382-204	CMYP-KPi Ribbon Assembly – Pigment Ink	750 Duplex
513382-205	CMYKP-KPi Ribbon Assembly – Pigment Ink	500 Duplex
513382-207	FCMYP-KP UV Ribbon Assembly-Pigment Ink	750 Duplex

## RETRANSFER FILM

Item Number	Description	Yield Up to
513402-001	Retransfer Film	1500 yield
513402-002	Retransfer Film	1000 yield

Color ribbons and retransfer film are available in case quantities. Refer to the CR805 Card Printer Supplies Data Sheet and PricePages for the most current information on ribbons, film, durability and security supplies.

## MATCHING SUPPLIES AND RETRANSFER FILM


We have created two different rolls of retransfer film to match the yield of the color ribbons. These matched supplies mean end users will have less interaction with the printer.

Suggested usage of color ribbons and retransfer film:


Item Number	Description	Yield	Retransfer Film-1 layer	Yield Up TO
513382-201	CMYKP Ribbon	1000 Simplex – 500 Duplex	513402-002	1000

513382-203	CMYKP-KP Ribbon	750 Duplex	513402-001	1500
513382-204	CMYP-KPi Ribbon	750 Duplex	513402-001	1500
513382-205	CMYKP-KPi Ribbon	500 Duplex	513402-002	1000
513382-207	FCMY-KP UV Ribbon	750 Duplex	513402-001	1500

Supplies cartridges are color coded to help ensure there is no mix-up of supplies. The color ribbons have a blue core, and the color cartridge they are loaded onto, is blue. The retransfer film has yellow core, and the cartridge is yellow. All supplies click in place, so the rolls of color film and retransfer film won't fall off the cartridge. To release them, simply push down the appropriate gray or colored tab to release. The supplies go into the respective cartridge one way only.



Color Ribbon Cartridge



Retransfer Cartridge

### Laminates (Patches) for the CLM

Listed below in the tables are standard clear and generic laminates available for the CLM.

Item Number	Description	Yield
514910-501	DuraGard Laminate, 1.0 mil, Clear, Full Card	300
514910-502	DuraGard Laminate, 1.0 mil, Clear, Full Card with Smart Card Window	300
514910-903	DuraGard Laminate, 1.0 mil, Clear, Magnetic Stripe	300

Item Number	Description	Yield
515062-001	DuraGard OptiSelect(TM) Laminate, 1.0 mil, "Secure Globe" Full Card	300
515062-301	DuraGard OptiSelect(TM) Laminate, 1.0 mil, "Secure Globe" Full Card with Smart Card Window	300
515062-002	DuraGard OptiGram(R) Laminate, 1.0 mil, "Genuine Authentic" Full Card	300
515062-302	DuraGard OptiGram(R) Laminate, 1.0 mil, "Genuine Authentic" Full Card with Smart Card Window	300

### CUSTOM LAMINATES - DATACARD® DURAGARD® OPTISELECT™ SECURITY FEATURE SET

There is the option for Optiselect security feature set laminates which may have a combination of some (customer's choice) or all of the following overt and covert security features: 2D/3D holographic, OVD security designs up to 1350 DPI, Guilloche security printing of fine line designs elements, kinetic and/or animation, micro text, 2-Channel/Flip image, and UV/Mica Ink.

## **CUSTOM LAMINATES - DATACARD® DURAGARD® OPTIGRAM® SECURITY FEATURE SET**

There is the option for Optigram security feature set laminates which may have a combination of some (customer's choice) or all of the following overt, covert, and forensic security features: 2D/3D holographic, OVD security designs generated using E-Beam origination technology, Guilloche security printing of fine line designs elements, kinetic and/or animation, micro text - multiple size text available, 2-Channel/Flip image, pseudo color, nano text, Stereogram, matte white text, UV/Mica Ink and additional overt/covert security features available for additional cost.

## **PRINTHEAD WARRANTY**

The CR805 card printer has a limited lifetime warranty and replacement printheads are available.

## **CLEANING SUPPLIES**

The cleaning system for the CR805 card printer includes a user replaceable adhesive cleaning sleeve to clean the cards prior to and after each printing. An isopropanol cleaning card is also used to clean the card transport rollers and the optional magnetic stripe head. A double sided adhesive card is used to provide additional cleaning for dust, debris and other residual elements in the printer.

**The CR805 card printer requires the use of the following cleaning supplies for regular preventative maintenance:**

- Adhesive Cleaning Sleeve
- Adhesive Cleaning Card
- Cleaning Swab

This is a current list of cleaning supplies available.

558436-002	Cleaning Cards (10) Per Pack (Double-sided adhesive cleaning card for cleaning debris from card track & transport rollers.)
569946-001	Cleaning Kit, Adhesive, (5) Sleeves per Pack (Adhesive coated sleeve/roller for continuous card cleaning.)
507377-001	Cleaning Swab (5 Pack) (Isopropanol saturated cleaning swabs for cleaning debris & dust from printheads & hard to reach internal printer areas. This item replaces the previous cleaning pen.)
510034-001	Card Inspection Gloves (Pack of 100) (Powder free with no natural rubber latex.)

Each ribbon kit contains one ribbon, one isopropanol cleaning card and one adhesive sleeve cleaning card.

## **Distinctive Blue Core with Platinum Flecks®**

To ensure you are using Datacard® Certified Supplies, look for ribbons, laminates and topcoats that feature our distinctive **blue** core with platinum flecks®. The color blue with platinum flecks mark is a registered trademark of Entrust Datacard Corporation in the United States and/or other countries.

**Datacard® Certified Supplies Featuring patented Intelligent Supplies Technology™**

The CR805 card printer features Datacard® proprietary ribbons which are designed specifically for use in Entrust Datacard series card printers. When the printer recognizes that a Datacard supply is installed, all enhanced product features are enabled and successful card printing can begin. Datacard proprietary ribbons enable all enhanced product features that help you print high-quality cards more easily. When a genuine Datacard ribbon is loaded into a CR805 card printer, the driver automatically adjusts printer settings to match the ribbon type and helps ensure the best possible image quality on the cards. The printer and supplies then collectively track ribbon consumption and notify you of an upcoming ribbon replacement.

The printer will only print color images when Datacard® Certified Supplies are installed. Entrust Datacard and our designated partners are your source for Datacard certified ribbons for the CR805 card printers.

Note: the printer does not require supplies to be loaded if printer will only be magstripe and/or smart card encoding.

## **BID SPECIFICATIONS**

---

The following are the standard specifications of the CR805 card printer with inline lamination module. Use this information when bidding the Entrust Datacard CR805 card printer and supplies for any new or ongoing programs.

### **CR805 Card Printer Standard Features**

- Single-sided or dual-sided over-the-edge printing
- Full color printing with pigment ink ribbons
- Up to 100 cards per hour front side CMYKP ribbon
- Up to 66 cards per hour front side CMYKP-KP ribbon, back side K with front side lamination
- USB Cable Connection, Ethernet - 10/100 Base-T Ethernet (IPv4 and IPv6)
- Input hopper holds up to 125 - .030 in. (.76mm) cards
- Output hopper holds up to 25 - .030 in. (.76mm) cards (125 output hopper optional)
- LCD printer panel
- Audible and visual message prompts
- Automatic card feed
- Operator-replaceable print heads
- Card debow
- Color coded supplies and cartridges; matching supplies
- Encryption: SSL, 3DES, TLS 1.2 – certificates and keys
- Printer security
  - TPM module
  - Secure boot
- Toolless upgrade kits
- Smart Card
  - Single wire: MiFare, ISO 14443 A/B T=0,1. ISO 7816 contact
  - Loosely coupled - MiFare, ISO 14443 A/B T=0,1. ISO 7816 contact, PC prox, iClass, iClass SE, and iClass SEOS.
- Windows operating systems
  - Windows 10, 32- and 64-bit
  - Windows 8.1, 32- and 64-bit
  - Windows 7, 32- and 64-bit

- Windows 2008 R2 Server, 64-bit
- Windows 2012 R2 Server 64-bit

### **Standard Specifications**

- Print capabilities:
  - Over-the-edge printing
  - Continuous-tone, full-color, photos
  - Alphanumeric text, logos and digitized signatures
  - Variety of bar codes, OCR codes, QR codes
  - Background patterns
- Print resolution: 600 dots-per-inch (dpi) x 600 dpi (color)
- Print modes:
  - True Color (ICC) – prints as close as possible to color in the image file
  - Legacy SR/CR – Close match to the SR200, SR300, SR300e and CR500 Instant Issuance System
  - Vivid – printer colors with higher saturation and contrast.
- Electrical requirements: Dual voltage-auto sensing
  - 100/120V, 50/60 Hz
  - 220/240V, 50/60 Hz
- Communications: Bidirectional USB, Ethernet
- Plastic cards accepted:
  - Size: 3.370 in. x 2.125 in. (85.6mm) x (53.98mm)
  - Type: PVC, PVC composites, PC, PET
- Resident memory: 2GB
- Climate Conditions
  - 60 to 95 degrees F (15°C to 35°C)
  - 20% to 80% non-condensing humidity
- Storage Conditions
  - 5°F to 140°F (-15°C to 60°C)
  - 10% to 90% - Humidity
- Lamination and topcoat capabilities
  - Lamination and duplex standard + Second laminator option
  - 1.0 mil DuraGard patch in any laminator
  - Printer automatically adapts to supply type
  - Largest DuraGard patch coverage, providing 95% card coverage

### **V7.2 CR805 Card Printer Windows driver**

- Support for color and UV printing; magnetic stripe read/write and encode; smart card.
- Printer automatically adjusted to the supplies and installed options.
- CMYKP-KP,
- Pre-set area to block printing on magnetic stripe, with escapes for custom areas.
- Preferences and escapes for control of lamination, debow, and impresser.
- Support for encrypted communication between driver and printer.
- Software Development Kit (SDK) for Windows printer driver using built-in Windows interface. No additional files required.
- Printer status, supplies status, and card counts shown in driver user interface.
- Driver languages: English, Spanish, German, Italian, Japanese, Simplified Chinese, Traditional Chinese, Portuguese, Korean, Polish, Russian, Rumanian, and Czech

- Operating system support for printer driver
  - Windows 10, 32- and 64-bit
  - Windows 8.1, 32- and 64-bit
  - Windows 7, 32- and 64-bit
  - Windows 2008 R2 Server, 64-bit
  - Windows 2012 R2 Server 64-bit

**Physical dimensions CR805 printer** (depth x width x height)

- Dimensions: 21.4in X 10.1in X 15.6in (543mm X 255mm X 397mm)
- Weight: 28.0 lbs. (12.7kg)

**Physical dimensions CR805 printer with CLM** (depth x width x height)

- CR805 printer with L1
  - Dimensions: 23.2in X 10.6in X 27in (589mm X 270mm X 686mm)
  - Weight: 57.92 lbs. (26.3kg)
  -
- CR805 printer with L1+L2
  - Dimensions: 23.2in X 10.6in X 27in (589mm X 270mm X 686mm)
  - Weight: 60.78 lbs. (27.6kg)
  -
- CR805 printer with L1+L2+Impresser
  - Dimensions: 26.6in X 10.6in X 27in (675mm X 270mm X 686mm)
  - Weight: 64.96 lbs. (29.5kg)

**Agency Approvals**

- **Printer:** UL, cUL, FCC, IC, CE, VCCI, C-Tick, CCC, WEEE & RoHS (EU and China), BIS (India)-pending, KCC - pending,

**Government Approval**

- FIPS 201-pending

**Options**

- ISO Magnetic stripe encoding
  - IAT/JIS capable
  - Dual high and low coercivity
  - Tracks 1,2 and 3 (1 track for NTT)
- Smart card personalization
  - Loosely Coupled Identive Contact/Contactless all-in-one reader
  - DUALi Single Wire Contact/Contactless all-in-one reader
  - pcProx Plus ID Contactless encoder
  - iCLASS read/write by HID Contactless encoder
  - iCLASS SE
  - ICLASS SEOS
  - JIS magstripe
  - Barcode scanner

- Bolt down option
- Locks
- Easy to install in the field magnetic stripe and smart card field upgrade kits. No tools are required.  
*Special note: When upgrading an existing card printer, completely new upgrade kit must be ordered to replace existing kit. For example, if existing printer contains magstripe encoder, and end customer wants to upgrade to smartcard encoder, then they must order an upgrade kit that has both.*

<b>UPGRADE KITS</b>	
<b><i>When ordering an upgrade kit, a model serial number will be requested.</i></b>	
513088-001	Upgrade kit, third party non-standard couplers
513088-002	Upgrade Kit, ISO Magnetic Stripe
513088-003	Upgrade Kit, JIS Magnetic Stripe
513088-004	Upgrade kit, ISO Mag Stripe third part non-standard couplers.
513090-001	Upgrade Kit, DUALi Single Wire Contact/Contactless Encoder, ISO 7816, ISO 14443, Mifare, Desfire & Felica
513090-002	Upgrade Kit, ISO Magnetic Stripe, DUALi Single Wire Contact/Contactless Encoder, ISO 7816, ISO 14443, Mifare, Desfire & Felica
513090-003	Upgrade Kit, JIS Magnetic Stripe, DUALi Single Wire Contact/Contactless Encoder, ISO 7816, ISO 14443, Mifare, Desfire & Felica
513092-001	Upgrade Kit, Loosely Coupled Identive Smart Card Contact/Contactless Reader/Encoder
513092-002	Upgrade Kit, ISO Magnetic Stripe, Loosely Coupled Identive Smart Card Contact/Contactless Reader/Encoder
513092-003	Upgrade Kit, JIS Magnetic Stripe, Loosely Coupled Identive Smart Card Contact/Contactless Reader/Encoder
513265-001	Upgrade Kit, Loosely Coupled, pcProx Plus ID Contactless Smart Card Encoder (Read Only)
513265-002	Upgrade Kit, ISO Magnetic Stripe, Loosely Coupled, pcProx Plus ID Contactless Smart Card Encoder (Read Only)
513266-001	Upgrade Kit, Loosely Coupled, iCLASS by HID Contactless Smart Card Encoder (Read-Write)
513266-002	Upgrade Kit, ISO Magnetic Stripe, Loosely Coupled, iCLASS by HID Contactless Smart Card Encoder (Read-Write)

## **FREQUENTLY ASKED QUESTIONS**

---

### **GENERAL**

#### **Q. What is the print speed of the Entrust Datacard® CR805 Card Printer?**

A. The print speed for the CR805 card printer is:

- Up to 100 cards per hour front side CMYKP ribbon
- Up to 66 cards per hour front side CMYKP-KP ribbon (back side K)

#### **Q: What standards does the magnetic stripe encoder support?**

A: The magnetic stripe encoder supports ISO 7811 standards and high- and low-coercivity, 1, 2 or 3 track encoding and JIS encoding.

#### **Q: What encoding protocols are supported by the smart card encoder?**



A: The encoder supports ISO 14443 A/B and ISO 7816 protocols.

**Q. Is the CR805 printer field upgradeable?**

A: The CR805 printer is field upgradeable for magnetic stripe encoding, smart card options, and the Inline Lamination Module\* by an Entrust Datacard authorized service representative or a trained Entrust Datacard Channel Partner. See special notes in upgrade section on what to order.

**Q. Can the CD800 card printer with CLM be upgraded to use CR805 card printer with that existing CLM?**

A: The CR805 printer can be placed onto a CLM that was previously being used with CD800 printer. It is important to note the metal rollers in the CLM will need to be replaced by rubber rollers using the roller upgrade kit.

**Q: Is smart card encoding field upgradeable for the CR805 Card Printer?**

A: Yes, smart card encoding for the printer can be upgraded in the field by an Entrust Datacard authorized service representative or a trained Entrust Datacard Channel Partner. See special notes in upgrade section on what to order.

**Q. How many cards can the output hopper hold?**

A: The standard output hopper holds up to 25 cards, but an optional up to 125 card output hopper may be purchased.

**Q. What communication interfaces will the CR805 card printer support?**

A: USB and Ethernet connectivity are supported.

**Q. What driver does the CR805 card printer use?**

A: The CR805™ Card Printer uses XPS Driver 7.0.

**Q. Is there a reject bin in the printer?**

A: Yes – it holds up to 6 cards.

**Q. How does the card debower work and can it be adjusted?**

A: The card debower holds the card in a position to reduce the bow in the card. You can turn the debower off via settings in the printer manager.

**Q. Is the hardware lock option field upgradeable?**

A: No, this must be purchased at time of printer order.

**Q: What operating systems support the CR805 card printer?**

A: The CR805™ Card Printer is supported by the following Microsoft operating systems: Windows 10, (32/64 bit) Windows 8.1 (32/64 bit), Windows 7 (32/64 bit), Windows 2008 R2 Server (64 bit), Windows 2012 R2 Server (64 bit).

**Q: Where is the diagnostic program located?**

A: The diagnostic tools are now built into the CR805 card printer and are accessible through the browser-based Print Manager.

**Q: Are two different printheads needed to support color printing and monochrome printing?**

A: No, a single printhead produces excellent print results for both color and monochrome printed cards.

**Q: What are the power requirements?**

A: The CR805 card printer requires 100-240V, 50/60 Hz.

**SUPPLIES**

**Q: Why are there two options for retransfer film? How do I know which one to use?**

A: Two different options have been offered so that the yield can be matched with the color ribbon to maximize efficiency. Refer to the table in the Supplies section of this document to determine which option should be ordered.

**Q: Why aren't the ribbons the normal YMCK that I'm used to?**

A: The new CR805 card printer uses pigment ink instead of dye. That means the ribbon panels are in a different order, and use slightly different naming conventions. Refer to the table in the Supplies section of this document to determine which option should be ordered.

**Q: Can I use the same supplies on the laminator if I replace the CD800 card printer with the CR805 card printer?**

A: No, the CD800 card printer is a direct to card printer, which uses different patch adhesion technology than the CR805 card printer. So while the same laminator may be used, the supplies will have to be changed to patch laminates for the CR805 printer and CLM.

**SOFTWARE**

**Q: What Datacard® software supports the CR805™ printer?**

A: Datacard® TruCredential™ suite software is tested to work with the CR805™ Card Printer. It will also work with Entrust Datacard™ Adaptive Issuance™ Remote Monitoring and Management software.

**Q: Can the printer be used with 3<sup>rd</sup> party software?**

A: Yes, through use of the driver, 3<sup>rd</sup> party software can print cards using the CR805 card printer.

**SERVICE & SUPPORT**

**Q: What is the warranty for the CR805 card printer?**

A: The CR805 card printer has a 36 month warranty for both the printer and printhead. Complete warranty details can be found on PartnerPage<sup>SM</sup>.

**Q: What service and support is available for the CR805 Card Printer?**

A: Please see the Service Announcement on PartnerPage<sup>SM</sup> for all service options.

**ORDERING**

**Q: How do I order a CR805 card printer and CLM?**

A: Please refer to Orders and Pricing on PartnerPage<sup>SM</sup>, or contact your regional customer service representative, sales manager or sales support representative.

**Q: How do I order a CR805 card printer demo package?**

A: To order a CR805 card printer demo package, please see the announcement on a demo program on PartnerPage<sup>SM</sup>.

## **SALES COLLATERAL**

---

New sales collateral is available to support the Entrust Datacard CR805 card printer. A special microsite has been developed on PartnerPage<sup>(SM)</sup> so that this information can easily be viewed, downloaded or ordered.

- CR805 Card Printer Datasheet
  - CR805 Card Printer Supplies Datasheet
  - Designed for Possibilities Brochure
  - CR805 Card Printer Sales Toolkit
  - CR805 Card Printer Competitive Comparisons
  - Product Photos
  - Web Banners
  - Sales Presentations
  - General Overview Video
  - Modularity Video
  - How-to-Videos
  - And more!
- 

## **ADDITIONAL INFORMATION**

---

Please contact your sales manager or sales support representative for more information on CR805 Card Printer.

Entrust Datacard, Datacard, the hexagon design, CR805, DuraGard, TruCredential, Intelligent Supplies Technology, PartnerPage and the Color Blue with Platinum Flecks are trademarks, registered trademarks and/or service marks of Entrust Datacard Corporation in the United States and/or other countries.

© 2017 Entrust Datacard Corporation. All rights reserved.  
Specifications subject to change without notice.