


Hear now. And always

As the global leader in implantable hearing solutions, Cochlear is dedicated to bringing the gift of sound to people with moderate to profound hearing loss. We have helped over 450,000 people of all ages live full and active lives by reconnecting them with family, friends and community.

We give our recipients the best lifelong hearing experience and access to innovative future technologies. For our professional partners, we offer the industry's largest clinical, research and support networks.

That's why more people choose Cochlear than any other hearing implant company.

 **Cochlear Bone Anchored Solutions AB** Konstruktionsvägen 14, 435 33 Mölnlycke, Sweden
Tel: +46 31 792 44 00 Fax: +46 31 792 46 95

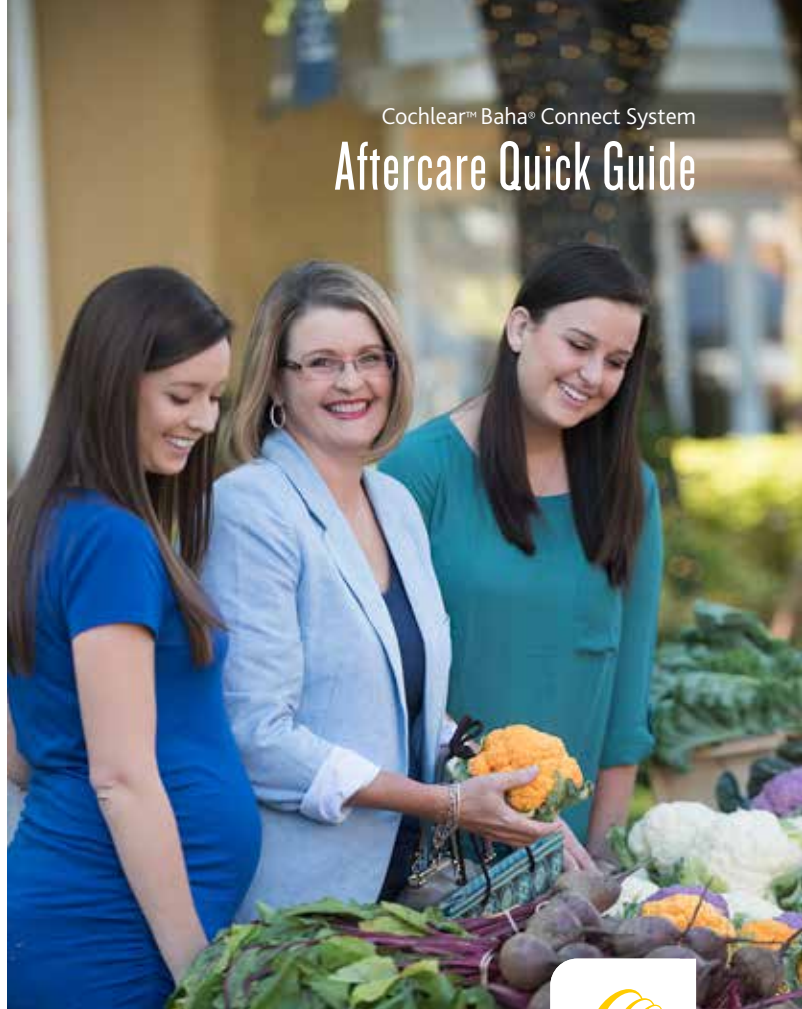
www.cochlear.com

Baha, Cochlear, Hear now. And always and the elliptical logo are either trademarks or registered trademarks of Cochlear Limited or Cochlear Bone Anchored Solutions AB.

© Cochlear Bone Anchored Solutions AB 2017. All rights reserved. JUN17.

D1196571-1

Cochlear™ Baha® Connect System Aftercare Quick Guide



Hear now. And always


Cochlear®

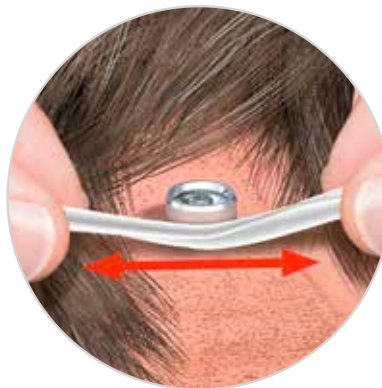
Aftercare instructions

Good hygiene is critical to minimise the risk of infection. Recipients who are unable to clean the skin around the abutment need help from their family or caregivers. The cleaning method should be gentle.

Maintaining good daily hygiene once the dressing is removed is critical to avoid redness or soreness. Poor or excessive personal hygiene is the most common cause of irritation.

- 1 Start daily cleaning with an alcohol-free wet wipe after dressing removal.
- 2 Continue to clean once a day with an alcohol-free wet wipe as seen in the picture opposite. Mild soap and warm water may also be used.

Contact your healthcare professional right away if you experience any skin irritation such as redness, soreness or other signs of irritation as skin reactions are easier to treat in the early stages.



●●● NOTE

Hairspray, medicated shampoo, and hair products such as gel may cause irritation to the skin around the abutment and should be avoided where possible. If used, the abutment and surrounding area should be protected to avoid irritation.