

Safety Rail Source® NextGen Fixed Ladder™ Configurations

Aluminum and Steel Fixed Ladders permanently attach to any structure to create safe access to rooftops and other elevated areas. NextGen Mighty-Lite™ Aluminum Fixed Ladders are modular, lightweight, and easy to assemble and install. Mighty-Lite Ladders are in stock and ready to ship. NextGen Steel™ Fixed Ladders are built custom to order. The latest OSHA codes require all fixed ladders above 24' in height must be equipped with lifelines. For a complete fixed ladder solution, check out our Fixed Ladder Lifelines.

Choose your configuration, complete the form, and return to info@safetyrailsource.com.

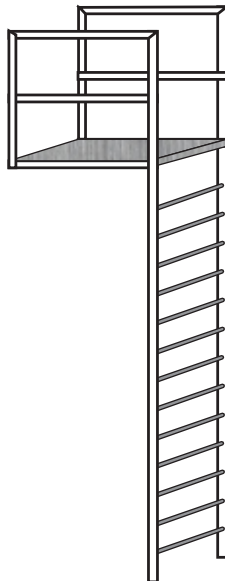
Note: One measurement form (Page 2) needs to be completed for each ladder.



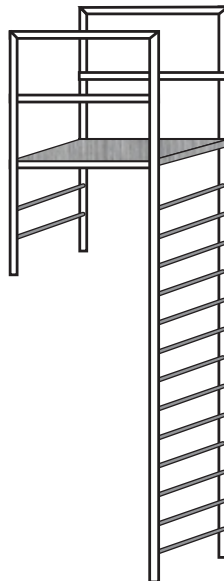
Straight



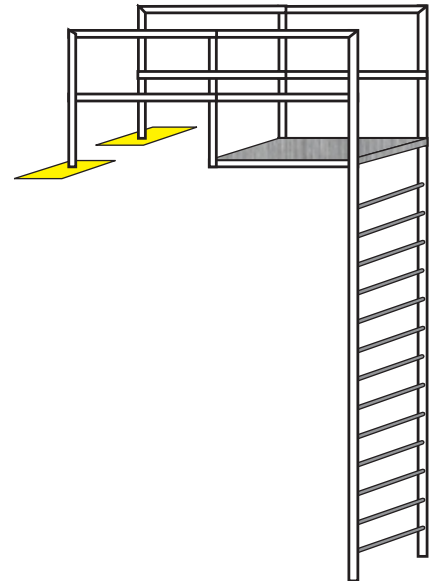
Straight with
Handles



With Platform



With Decent



With Corral

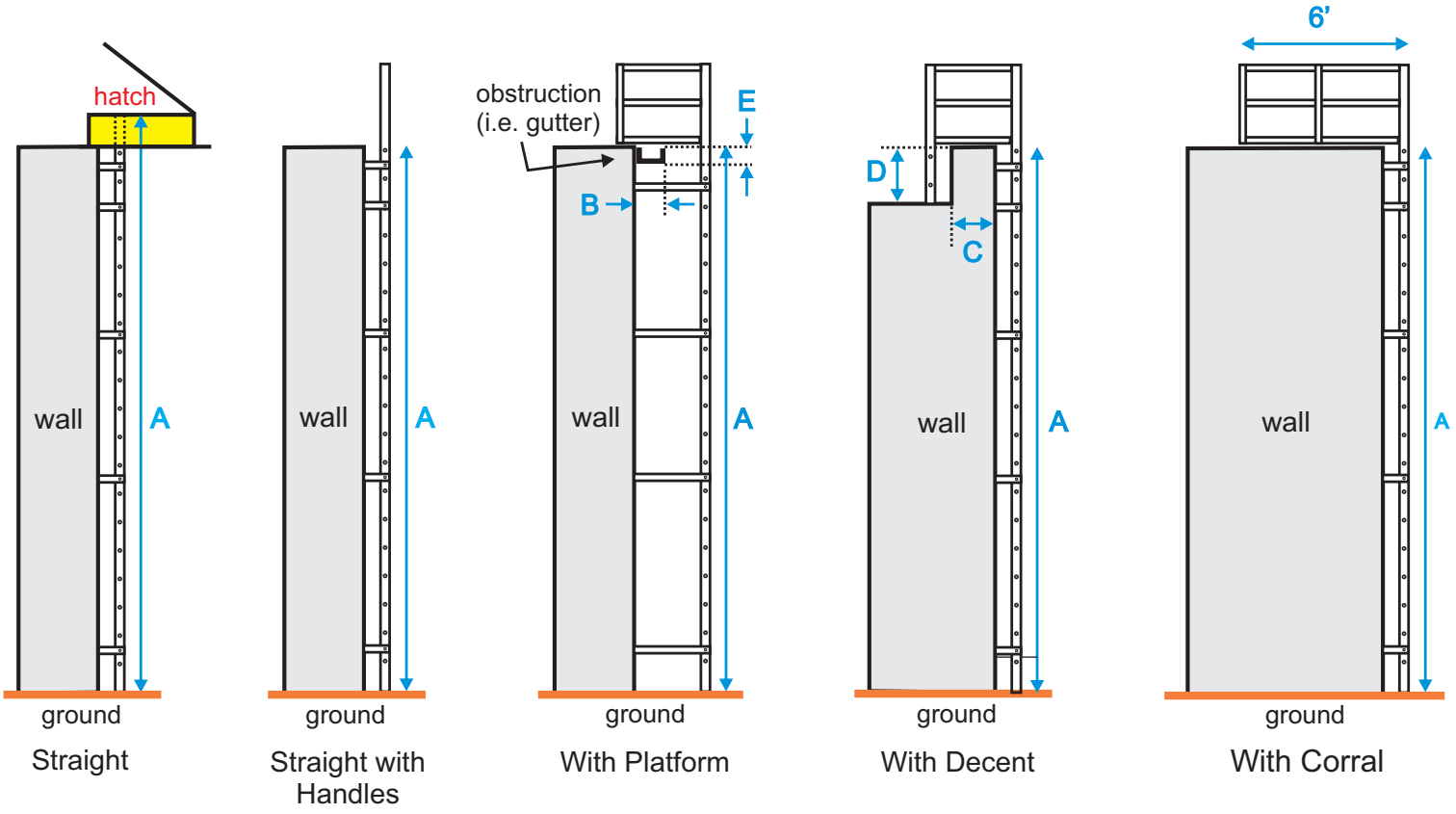
Name	
Company	
Billing Address	
Phone	



SafetyRail
SOURCE®

877-723-3766
2570 Blvd of the Generals
Norristown, PA 19403
info@safetyrailsource.com

Safety Rail Source® NextGen Fixed Ladder™ Measurement Form



Check Configuration

- Straight
- Straight with Handles
- With Platform
- With Decent
- With Corral

Check Material & Finish

- Aluminum - mill finish
1 - 2 weeks lead time
- Steel - powder coated
8 - 12 weeks lead time

Check Accessories Needed

- Self-Closing Safety Gate
- Locking Security Door
- Ground Mounting Brackets

Measurement	Inches/Notes	
Ladder #	_____ of _____	
Installation Location		
Ground to Top of Hatch or Roof	A	
Wall to Edge of Obstruction	B	
Width of Parapet	C	
Top of Parapet to Roof	D	
Top of Roof to Bottom of Obstruction	E	
Signature/Date		