




PDF PATTERNS

M8169

McCall's®

FACE COVER



THINGS YOU'LL NEED

- › 1/2 Yard (0.5m) of 1/8"(3mm) - 1/4"(6mm) wide Elastic.

CUTTING INFO

2 PIECES OF FABRIC 7 3/4" x 7 1/2"(19.5cm x 19cm)

SUGGESTED FABRICS

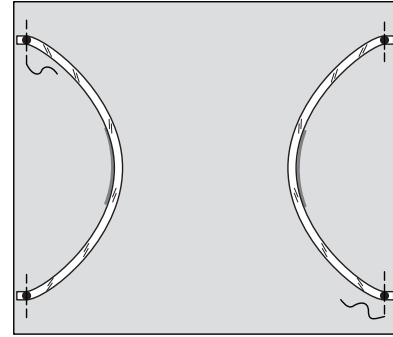
- › Tightly Woven Cottons

COMMUNITY

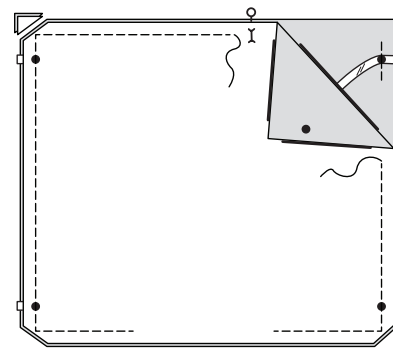


FACE COVER

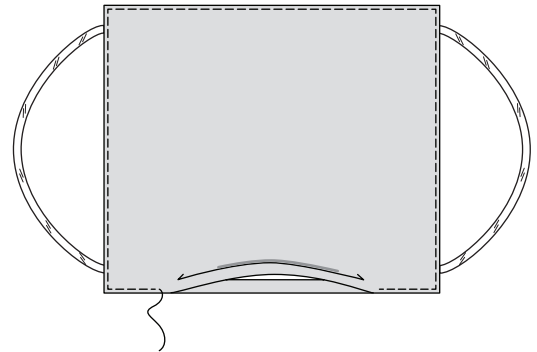
- 1** Cut two pieces of elastic each measuring 7"(18cm) long. On **OUTSIDE**, pin ends of elastic to one face cover section, centering at large circles. Baste.



- 2** Pin face cover sections together. Stitch outer edges in a 1/4"(6mm) seam, leaving an opening.

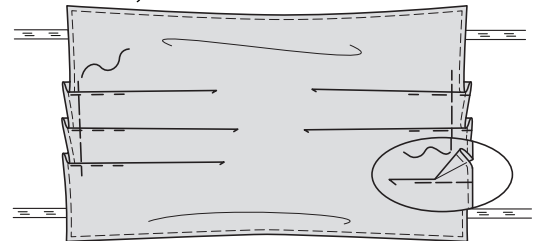


- 3** Turn cover **RIGHT** side out, sew opening. Stitch close to finished edges.

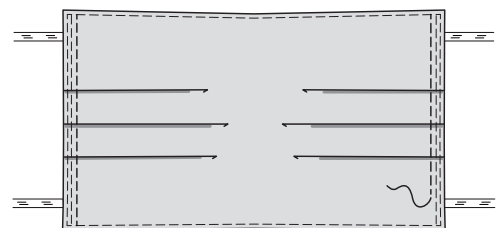


- 4** To make pleats, on **OUTSIDE**, fold along solid lines through all thicknesses.

Bring folds to broken lines. Baste 1/2"(1.3cm) from finished edges.



- 5** On **OUTSIDE**, stitch along basting. Stitch again 1/8"(3mm) away from first stitching.



1/4 IN. (6mm) SEAM ALLOWANCE

McCall's[®]

m8169


FACE COVER

CUT 2 PIECES OF FABRIC
7 3/4" X 7 1/2" (19.5cm x 19cm)

←
PLEAT

←
PLEAT

←
PLEAT





Congrats!

You've completed your sewing adventure!

SHARE YOUR look!




Post your pattern and tag us at
@McCALLPATTERNCOMPANY and use #MCCALLSPATTERNS
for a chance to be featured on our social media!

Look for more McCall's PDF patterns at [McCALLPATTERN.COM](https://www.mccallpattern.com)



Showing commUNITY support in a time of crisis. #wereinthistogether 

 1-800-255-2762

McCall's Patterns is part of Design Group Americas, Inc. family of brands
© 2020 Copyright IG Design Group PLC. | All Rights Reserved
Sold for individual home use only and not for commercial or manufacturing purposes.