




www.cariboublock.com

2022 CARIBOU COUNTERTOPS STANDARD OPERATING PROCEDURES


PRODUCT CHARACTERISTICS

Caribou Wood is a natural decorative wood countertop, available in 11 wood species. Expect unique characteristics in each custom made top, therefore never having two tops the same. Slight aging over time should be expected.

Crafted Species Walnut, White Oak, Red Oak, Antiqued Oak, Hickory, Maple and Cherry.



Red Oak



White Oak



Antiqued Oak




Cherry



Maple



Hickory



Walnut

Crafted Colors Natural only. Stains are not available.

Crafted Finish Matte 

E+E Technology is UV Resistant therefore remains transparent and does not turn yellow over time. Due to the robust nature of the 7mil thick matte finish, at certain times of the day depending on the angle of the sun, the countertop may appear opaque as the light refracts through it.

The underside of the top will have a semi-gloss appearance, as per the sample, and a standard back polish (smooth) on the underside with the shiny finish. Matte finish available for overhangs if noted on the drawing at an additional cost.

If all six sides require a complete E+ET Matte Finish, an additional charge is incurred.



www.cariboublock.com

2022 CARIBOU COUNTERTOPS STANDARD OPERATING PROCEDURES

Crated Species



Crated Colors Belgium Grey, Hampton Oak, English Pub and Whitewashed Oak.

Crated Finish Matte

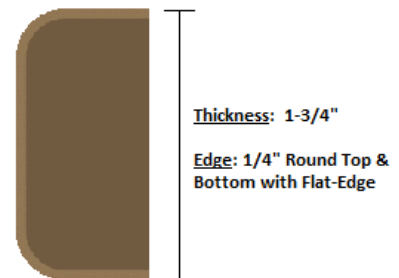
Fiddes hard wax oil is available in 4 colors from Caribou. This product can be touched up and refinished onsite. All 6 sides of the product are finished with Fiddes hard wax oil. Penetrations through the finish must be coated with the same product to ensure product retains its factory warranty. The underside of the surfaces may have visible filler or imperfections unless requested to have all 6 sides finished at an extra charge.

STANDARD CARIBOU EDGE SPECIFICATIONS

Thickness 1 3/4". Only available option.

Edge One edge option.
1/4" round top and bottom with a flat-edge.

Radius Outside: Standard corner radius is 1/4" round.
(Anything greater incurs a charge)
Inside: No smaller than a 3/8" inside radius.



Grain One grain option. Face Grain which runs the direction of the longest length and of the total unit if there are seams.



Size Largest top without a seam is 50" X 116".

2022 CARIBOU COUNTERTOPS STANDARD OPERATING PROCEDURES

Oversize Seamed at the manufacturing facility.
MAXIMUM SIZE: 72" X 144" (additional charge incurred)
Finished size approved by client ensuring access allows.

Waterfall/Gables

Dimensions requiring no additional support:

Depth: Minimum 16" & Maximum 50"

Length: Maximum 72"

Height: Maximum 42"

Inside of gables finished with E+ET to create matte finish for an additional cost.

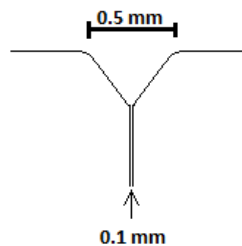
Seams

The seam is visible however resembles a micro-bevel and can be felt to touch. The edges are slightly broken to connect at a 45-degree miter. Aligned with biscuits and fastened with countertop bolts from the underside. All dry fitted at the factory.



Seam Tolerance

0.5mm, equivalent to the thickness of two business cards.



0.1 mm tolerance between the edges can be eliminated with Weldbond Universal Adhesive.

Any seam at a sink or cooktop is not covered under Warranty.



www.cariboublock.com

2022 CARIBOU COUNTERTOPS STANDARD OPERATING PROCEDURES

Only factory seams carry a Warranty. Site installed seams are not covered under Warranty.

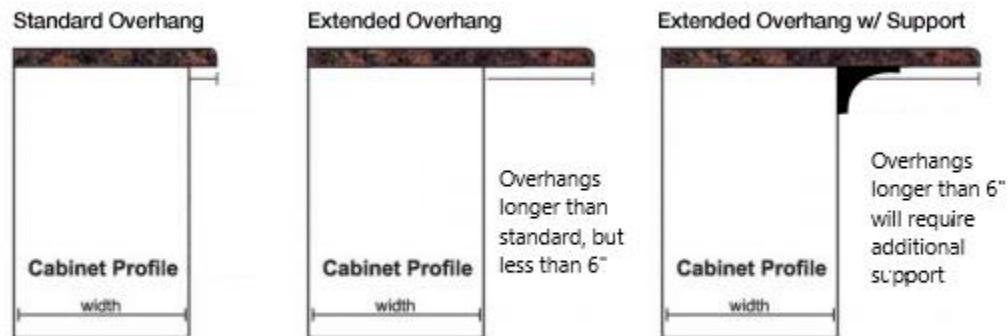
Sink Reveals

Negative Reveal/Wood over flange. The countertop extends over the edge of the sink on all sides by approximately 1/4". Silicone at joint. *Flush Mount and Positive Reveal not available.*



Overhang

Countertop overhangs up to 6" can be installed without additional supports. Countertops with an overhang of 6" or greater require additional support.



Overhang is the distance the countertop extends beyond the front edge of the cabinets.

Countertops must be mechanically fastened at all corners.

Backsplash

Made to order 7/8" Thick x 4" High. Sold in 116" lengths (10') to be cut onsite. All sides finished with E+ET.

Aging

Within the first six months, after installation, the countertop will acclimate into its new environment. Slight seasonal movement can be expected with this natural product causing a slight rise between joints which may be felt to touch. This is caused by the contraction and expansion of the very elastic End+Edge Technology finish as the countertop seasonally adapts.



www.cariboublock.com

2022 CARIBOU COUNTERTOPS STANDARD OPERATING PROCEDURES

The actual wood is susceptible to tanning (color variation) over time. We recommend that any objects on the countertop be displaced regularly for even tanning. If ordering Cherry, please note its inherent darkening properties and that how it looks in several months may be different than how it looks at the time of installation.

Warranty

Residential: Limited Lifetime Warranty & 5-Year Warranty against finish (E+ET)

Commercial: One Year Warranty against manufacturing and finish (E+ET)

Household humidity must be kept at a minimum 28% to a maximum of 50% to be covered under warranty.

Outdoor applications are not covered under any warranty.

Certifications

NSF International

CARE & MAINTENANCE

Routine Care

No sealing or reconditioning with oil is required. Countertops are treated at the factory with a patented End+Edge Technology making the surface non-porous & totally waterproof unless penetrated.

To clean the surface:

Step 1: Apply DAWN dish cleaning soap directly to warm damp textured cloth or microfiber sponge. Use enough soap to have moderate suds appear on the surface.

Step 2: Vigorously wipe surface in the **direction of the grain**.

Step 3: With a dry tea towel, dry the surface in the **direction of the grain**. Polish top with full length even strokes in the direction of the grain.

Scuff lines can be buffed out with vigorous polishing during cleaning method outlined above.

Always clean or polish the surface with the direction of the grain.

Notes of Caution

- Acidic or abrasive cleaners can damage surfaces; do not use them



www.cariboublock.com

2022 CARIBOU COUNTERTOPS STANDARD OPERATING PROCEDURES

- Do not use bleach or ammonia
- Steel wool and other abrasive pads will damage Caribou and the E+ET finish
- Never place pots or dishes directly from the oven or burner on an unprotected Caribou surface; such extreme heat can cause cracking or blistering
- Do not work with oven cleaners on an unprotected countertop. Wipe spills away promptly and rinse several times with water
- Caribou should not be used as a cutting board unless the clients would like it to resemble one

TEMPLATE/INSTALL INFO

All tops are scribed as per template:

- Caribou can overhang 6" without additional support if there are no cut-outs
- Any extended overhang has to be marked (hatched) accordingly on the drawing for back polishing
- Grain direction always run length of longest length or total unit
- Sinks always have a 1/4" negative reveal with silicone to joint. Sink edge matches countertop edge
- Recommend that corner seams are mitered at a true 45 degrees allowing grain to flow at glue joints
- All Caribou wood species are approximately 6lbs per square feet
- Fasten to cabinets from underside with screws approximately every 16". See *Installation Guidelines*
- If cut-outs are required after fabrication, seal cut-out with approved sealer. See *Installation Guidelines*

See complete Installation Guidelines for further Information.

ORDERING

Send orders to the Caribou order desk: orders@cariboublock.com.

All orders to include:

- AutoCAD/DFX
- Template PDF
- PO #. (PO to be Job#)
- Edge details
- Seam location
- Grain direction