

Circuit breaker size S0 for motor protection CLASS 10 A-release 0.9...1.25 A Short-circuit release 16 A Screw terminal Standard switching capacity !!! Phased-out product !!! Successor is SIRIUS 3RV2 Preferred successor type is >>3RV2011-0KA10<<



Figure similar

Product brand name	SIRIUS
Product designation	circuit breaker
Design of the product	for motor protection

General technical data	
Product extension	
<ul style="list-style-type: none"> Auxiliary switch 	Yes
Power loss [W] for rated value of the current	
<ul style="list-style-type: none"> at AC in hot operating state at AC in hot operating state per pole 	7.25 W 2.4 W
Surge voltage resistance rated value	6 000 V
Protection class IP	
<ul style="list-style-type: none"> on the front 	IP20
Shock resistance	25g / 11 ms
Mechanical service life (switching cycles)	
<ul style="list-style-type: none"> of the main contacts typical 	100 000
Continuous current rated value	1.25 A

Ambient conditions

Installation altitude at height above sea level	
<ul style="list-style-type: none"> • maximum 	2 000 m
Ambient temperature	
<ul style="list-style-type: none"> • during operation 	-20 ... +60 °C
<ul style="list-style-type: none"> • during storage 	-50 ... +80 °C
<ul style="list-style-type: none"> • during transport 	-50 ... +80 °C

Main circuit

Number of poles for main current circuit	3
adjustable pick-up value current of the current-dependent overload release	0.9 ... 1.25 A
Operating voltage	
<ul style="list-style-type: none"> • rated value 	690 V
<ul style="list-style-type: none"> • at AC-3 rated value maximum 	690 V
Operating current	
<ul style="list-style-type: none"> • at AC-3 <ul style="list-style-type: none"> — at 400 V rated value 	1.25 A
Operating power	
<ul style="list-style-type: none"> • at AC-3 <ul style="list-style-type: none"> — at 400 V rated value 	0.37 kW
Operating frequency	
<ul style="list-style-type: none"> • at AC-3 maximum 	15 1/h

Auxiliary circuit

Number of CO contacts	
<ul style="list-style-type: none"> • for auxiliary contacts 	0

Protective and monitoring functions

Product function	
<ul style="list-style-type: none"> • Ground fault detection 	No
<ul style="list-style-type: none"> • Phase failure detection 	Yes
Trip class	CLASS 10
Maximum short-circuit current breaking capacity (Icu)	
<ul style="list-style-type: none"> • at AC at 240 V rated value 	100 kA
<ul style="list-style-type: none"> • at AC at 400 V rated value 	100 kA
<ul style="list-style-type: none"> • at AC at 500 V rated value 	100 kA
<ul style="list-style-type: none"> • at AC at 690 V rated value 	100 kA

Short-circuit protection

Design of the overcurrent release and short-circuit release	thermomagnetic
--	----------------

Installation/ mounting/ dimensions













Mounting position	any
Mounting type	screw and snap-on mounting onto 35 mm standard mounting rail according to DIN EN 50022

Height	97 mm
Width	45 mm
Depth	96 mm
Required spacing	
<ul style="list-style-type: none"> with side-by-side mounting <ul style="list-style-type: none"> Backwards 0 mm at the side 0 mm 	

Connections/ Terminals

Product function <ul style="list-style-type: none"> removable terminal for auxiliary and control circuit 	No
Type of electrical connection <ul style="list-style-type: none"> for main current circuit screw-type terminals for auxiliary and control current circuit screw-type terminals 	
Arrangement of electrical connectors for main current circuit	front side
Type of connectable conductor cross-sections <ul style="list-style-type: none"> for main contacts <ul style="list-style-type: none"> solid 2x (1 ... 2.5 mm²), 2x (2.5 ... 6 mm²) stranded 2x (1 ... 2.5 mm²), 2x (2.5 ... 6 mm²) finely stranded with core end processing 2x (1 ... 2.5 mm²), 2x (2.5 ... 6 mm²) at AWG conductors for main contacts 2x (14 ... 10) 	

Certificates/ approvals

General Product Approval			For use in hazardous locations		
 CCC	 CSA	 UL	 EAC	 ATEX	 IECEX
Declaration of Conformity		Test Certificates		Marine / Shipping	
 EG-Konf.	Miscellaneous	Special Test Certificate	Type Test Certificates/Test Report	 ABS	 LRS
Marine / Shipping		other		Railway	
 RINA	 RMRS	Confirmation	Miscellaneous	 VDE	Special Test Certificate

Further information

Information- and Downloadcenter (Catalogs, Brochures,...)

<https://www.siemens.com/ic10>

Industry Mall (Online ordering system)

<https://mall.industry.siemens.com/mall/en/en/Catalog/product?mlfb=3RV1021-0KA10>

Cax online generator

<http://support.automation.siemens.com/WW/CAXorder/default.aspx?lang=en&mlfb=3RV1021-0KA10>

Service&Support (Manuals, Certificates, Characteristics, FAQs,...)

<https://support.industry.siemens.com/cs/ww/en/ps/3RV1021-0KA10>

Image database (product images, 2D dimension drawings, 3D models, device circuit diagrams, EPLAN macros, ...)

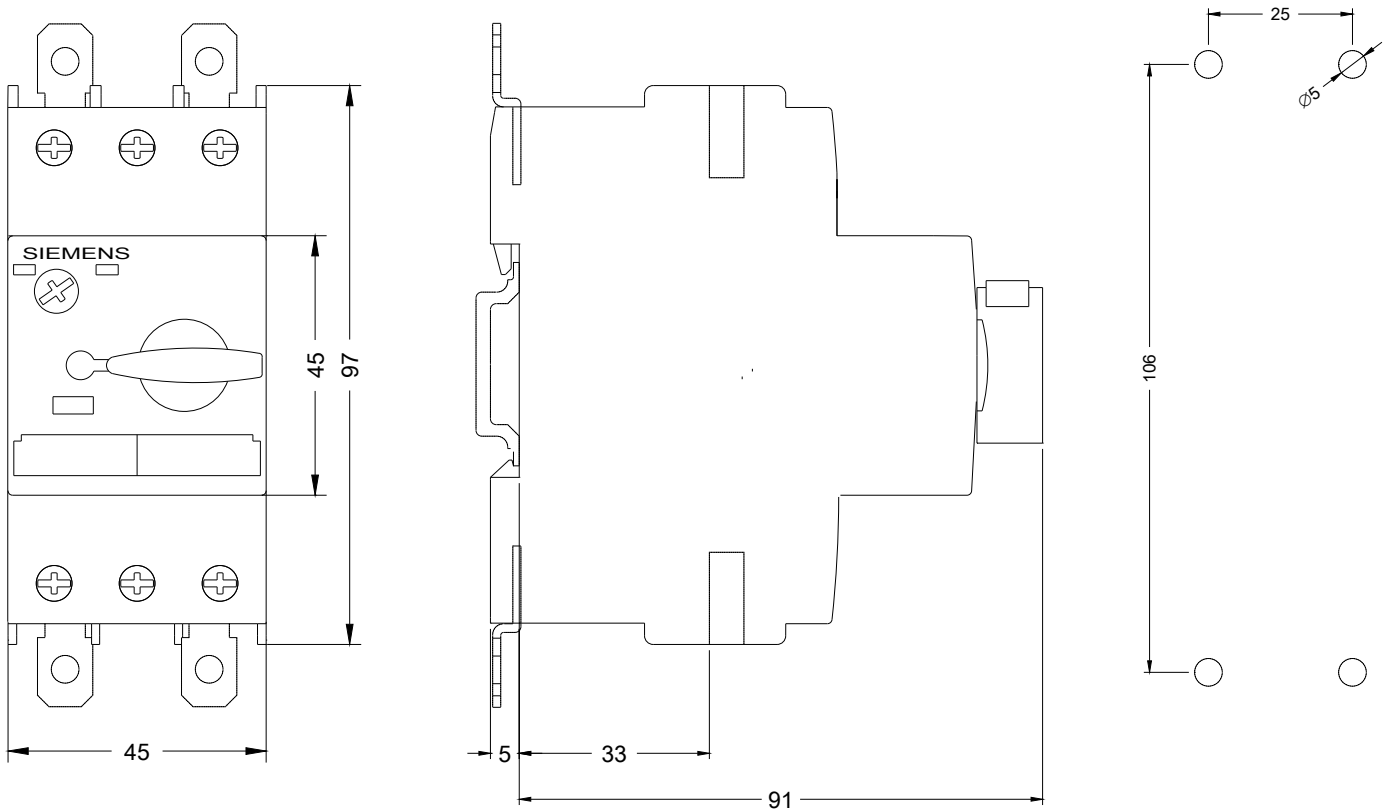
http://www.automation.siemens.com/bilddb/cax_de.aspx?mlfb=3RV1021-0KA10&lang=en

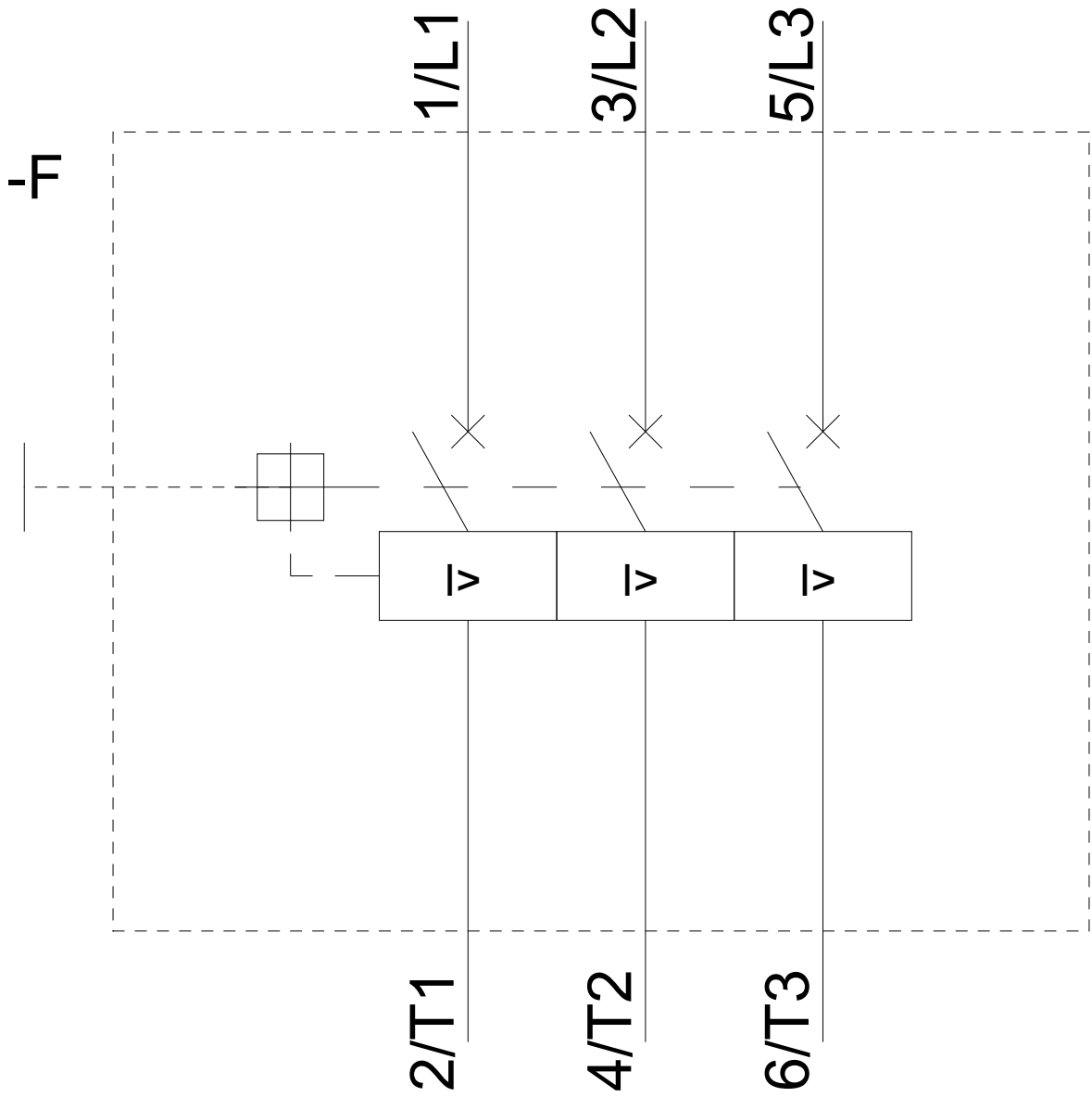
Characteristic: Tripping characteristics, I²t, Let-through current

<https://support.industry.siemens.com/cs/ww/en/ps/3RV1021-0KA10/char>

Further characteristics (e.g. electrical endurance, switching frequency)

<http://www.automation.siemens.com/bilddb/index.aspx?view=Search&mlfb=3RV1021-0KA10&objecttype=14&gridview=view1>





last modified:

08/07/2020