


STRIKER
HYDRAULIC BREAKERS

TOKU
AMERICA, Inc. 

Hydraulic Breakers



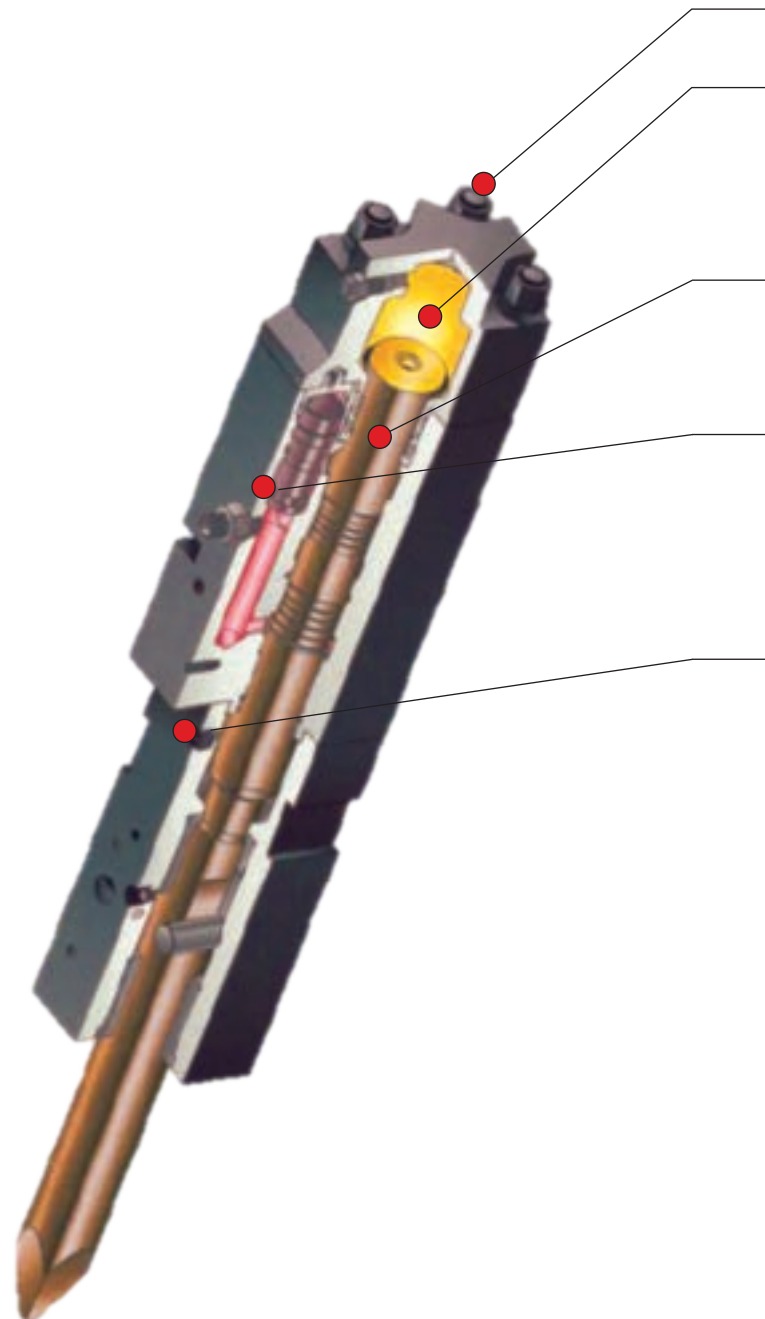
Toku's TNB breakers deliver exceptional; impact energy, long life and low operating costs. They minimize operator fatigue and environmental impact. These unique benefits are due to an innovative blend of simple yet efficient design and advanced "accumulator free" technology. With a complete range of 15 breakers based on the same design philosophy, TNB breakers are ideal for applications from construction and demolition to rental, recycling, mining and quarrying.

DESIGN CONCEPT

Adaptable – The Toku breakers are not sensitive to system back pressure and can be powered by the wide variety of carriers in the field. With Toku's innovative side plate and bracket system, one breaker can be moved from one machine to another with a simple pin and bushing change so you get more return on your investment. For example, one hammer will fit a skid steer loader and is then easily moved to a compact excavator.

User Friendly – Using a low pressure nitrogen charge, the Toku breaker cushions every blow. This reduces wear and tear on the carrier and adds to operator comfort.

Low Operating Costs – Featuring only two moving parts and few seals. Toku breakers offer more "up-time" along with simple in the field maintenance. When a repair is required the Toku breaker will be back on the job quickly and at a reasonable cost.



Hydraulic Breaker Features



- **Short, Fully-enclosed Tie Rods** ●

- **Cushion Chamber** ●

Every blow is isolated from the carrier and operator. Energy is recycled and used for the next blow.

- **Long-stroke Piston** ●

The most efficient design for energy transfer and recoil reduction.

- **Control Valve**

The heart of Toku “flow through” design that reduces hydraulic surge and efficiently controls the breaker operating cycle.

- **Port for Underwater Applications**

Standard on every breaker, makes underwater use quick and convenient.

- **50/50 Piston to Tool Weight Ratio** ●

Efficiently transfers blow energy into the material and reduces recoil.

- **Dual Retainer Pins** ●

Guarantees correct tool alignment and evens tool wear for longer tool and bushing life.

9.8'
(3.0 m)

8.2'
(2.5 m)

6.6'
(2.0 m)

5.0'
(1.5 m)

3.3'
(1.0 m)

1.6'
(0.5 m)



MODEL	TNB-08	TNB-1M	TNB-2M	TNB-3M	TNB-4M	TNB-5M	TNB-6M
Impact Energy Class: ft-lb (Nm)	100 (136)	150 (203)	250 (339)	350 (475)	550 (745)	825 (1,118)	1000 (1,356)
Impact Frequency: bpm	930-1300	700-1200	600-1150	550-1000	560-1060	550-1000	600-1050
Working Weight							
1 pc top mount type - lb (kg)	165 (75)	187 (85)	242 (110)	418 (190)	485 (220)	672 (305)	805 (365)
2 pc top mount type - lb (kg)	-	-	-	463 (210)	562 (255)	694 (315)	772 (350)
Box Bracket - lb (kg)	198 (90)	264 (120)	364 (165)	562 (255)	705 (320)	849 (385)	904 (410)
Operating Pressure							
psi	870-1,885	1,015-2,030	1,160-2,175	1,450-2,175	1,450-2,320	1,450-2,320	1,450-2,320
Mpa	6-13	7-14	8-15	10-15	10-16	10-16	10-16
Oil Flow							
gpm	4.75-6.6	5.3-7.9	5.3-9.2	6.6-11.9	7.9-14.5	9.2-15.3	10.5-18.5
L/min	18-25	20-30	20-35	25-45	30-55	35-60	40-70
Chisel Diameter - inch (mm)	1.57 (40)	1.77 (45)	2.0 (50)	2.28 (58)	2.5 (64)	3.0 (75)	3.0 (75)
Hose Size - inch	3/8	1/2	1/2	1/2	1/2	1/2	3/4
Base Carrier - metric ton	.7-1.5	1-2	1.5-2.5	2.4-4	3-4.5	3.8-6	5.5-8

A Full Line for Any Application



TNB-110 TNB-151 TNB-190 TNB-230 TNB-310 TNB-400 TNB-80K

TNB-6E	TNB-7J	TNB-110	TNB-151	TNB-190	TNB-230	TNB-310	TNB-400	TNB-80K
1500 (2,034)	2000 (2,712)	3,000 (4,067)	4,500 (6,101)	5,550 (7,457)	7,500 (10,169)	10,000 (13,558)	12,000 (16,270)	16,000 (21,693)
550-1000	450-720	430-600	490-630	370-490	380-450	370-470	370-470	280-500
-	-	-	-	-	-	-	-	-
992 (450) 1257 (570)	2090(950)	2,734 (1,240)	3,968 (1,800)	4,960 (2,250)	5,952 (2,700)	7,937 (3,600)	10,031 (4,500)	14,960 (6,800)
1,450-2,320 10-16	2030-2610 14-18	1,740-2,465 12-17	2,030-2,610 14-18	2,030-2,610 14-18	1,885-2,610 13-18	2,030-2,610 14-18	2,030-2,610 14-18	2,030-2,610 14-18
11.9-21.1 45-80	21.1-31.7 80-120	26.4-37.0 100-140	42.2-52.8 160-200	42.2-55.5 160-210	47.5-60.7 180-230	63.4-79.2 240-300	74.0-103.0 280-390	84.5-105.5 320-400
3.75 (95)	4.13 (105)	4.5 (115)	5.3 (135)	5.5 (140)	5.75 (146)	6.3 (160)	7.0 (178)	8.25 (210)
3/4	3/4	3/4	1	1	1	1-1/4	1-1/4	1-1/4
6-11	8-14	14-20	18-25	20-30	27-40	38-50	45-70	70-100

Mounting Options

Abbreviations: MX-Mini-Excavator, SSL-Skid Steer Loader, BHL-Backhoe Loader, EX-Excavator

TNB-08M/1M/2M

DINGO-STYLE PLATE



MX



Pin & Bushing Kit



SSL Dingo Style

TNB-2M/3MB/4M/5M

1-POS. UNIVERSAL PLATE



MX Side Plates



Pin & Bushing Kit



SSL Configuration

TNB-5M/6M

2-POS. UNIVERSAL PLATE



MX Side Plates



Pin & Bushing Kit



SSL Configuration

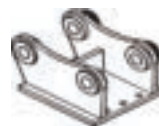
SPECIAL ADAPTERS (Offered in Pin-On and Bolt-On)



DEERE ZTS



KUBOTA



OEM TOP CAP



BOBCAT STYLE



WAIN-ROY STYLE



PIN-ON to TLB
PLATES



PIN-ON to MX
PLATES



BOLT-ON to
FLANGE

Lube-Systems and Guards



Breaker Mounted Unit



Lube-Guard



Machine Mounted Unit
(Backhoe/Excavator)



Chisel Paste

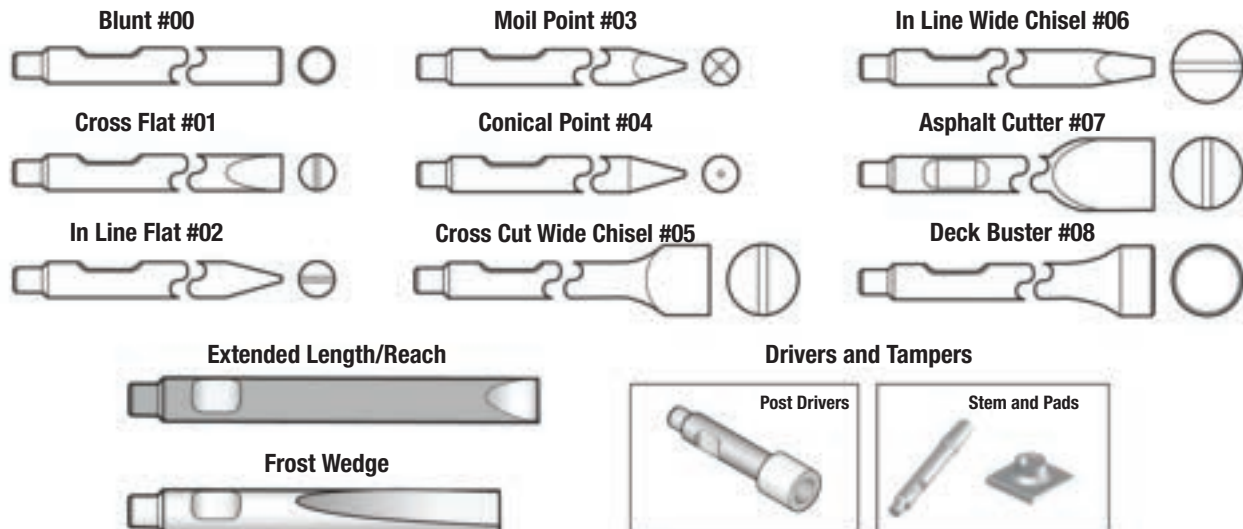
STRIKERMAXX LUBE-SYSTEMS and GUARDS

StrikerMaxx Mini	TNB-2M-4M Breaker Mounted
StrikerMaxx Compact	TNB-5M-110 Breaker Mounted
StrikerMaxx Compact Guard	TNB-5M-110 Breaker Mounted
StrikerMaxx 2	TNB-151-400 Breaker Mounted
StrikerMaxx 2 Guard	TNB-151-400 Breaker Mounted
StrikerMaxx EX (5 Gallon Lube System)	TNB-7J and Larger; Larger Excavator Mounted

CHISEL PASTE for STRIKERMAXX LUBE-SYSTEMS and GREASE CARTRIDGES

StrikerMaxx Chisel Paste 14 oz Tubes	For TNB-1M-400 StrikerMaxx Lube Systems
Chisel Paste 14.4 oz Tubes	All Breaker Sizes; Grease Cartridge Style
Chisel Paste 35 lb Pail	For Backhoe Mounted Lube Systems
Chisel Paste 120 lb Keg	For Backhoe Mounted Lube Systems

Point Styles & Special Application Bits



TOKU'S WORLDWIDE SALES & SERVICE NETWORK



Main Plant




Kamimine Plant



Hirokawa Plant



Kishima Plant



TOKU America Inc.
3900 Ben Hur Avenue, Unit 3
Willoughby, Ohio 44094
t. 440.954.9923
f. 440.954.9929

West Coast Location
4401 Etiwanda Ave, Unit C
Mira Loma, CA 91752
t. 951.681.0908

www.toku-america.com