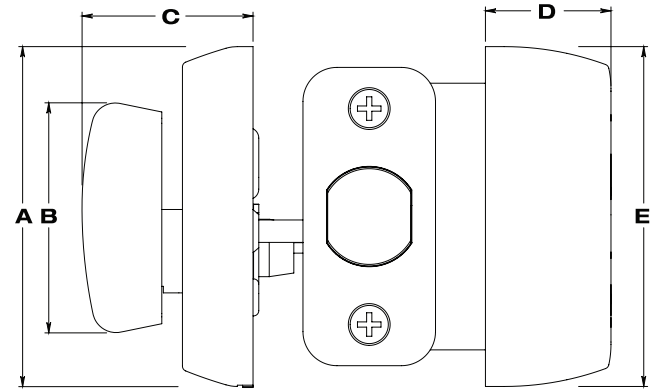


Transitional Deadbolts

Specifications

Door Preparation:	Cross bore 2 1/8", edge bore 1", 1" x 2 1/4" latch mortise
Backset:	Adjustable for 2 3/8" or 2 3/4"
Door Thickness:	1 3/8" to 1 3/4"
Cylinder:	KW1 standard, SC1 available, 5 pin
Faceplate:	2 1/4" Round corner, drive-in available
Strikes:	2 3/4" Square corner
Chassis Screws:	Concealed
Bolt:	1" Throw, steel
UL:	90 Minute fire rated available
ANSI Grading:	Meets Grade 2 standards

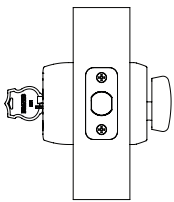
Dimensions



Finishes	Polished Brass (105)	Satin Nickel (119)	Polished Chrome (125)	Tuscan Bronze® (150)
Amberhall	•	•		•
Almarrion	•	•	•	•
Weldon	•	•	•	•

Style	A(in)	B(in)	C(in)	D(in)	E(in)
Amberhall	2.56	1.73	1.55	.94	2.56
Almarrion	2.56	1.73	1.55	.94	2.56
Weldon	2.56	1.73	1.55	.86	2.56

Functions



Deadbolt

Finishes



Polished Chrome
Weldon



Satin Nickel
Almarrion



Tuscan Bronze®
Amberhall



Polished Brass
Weldon



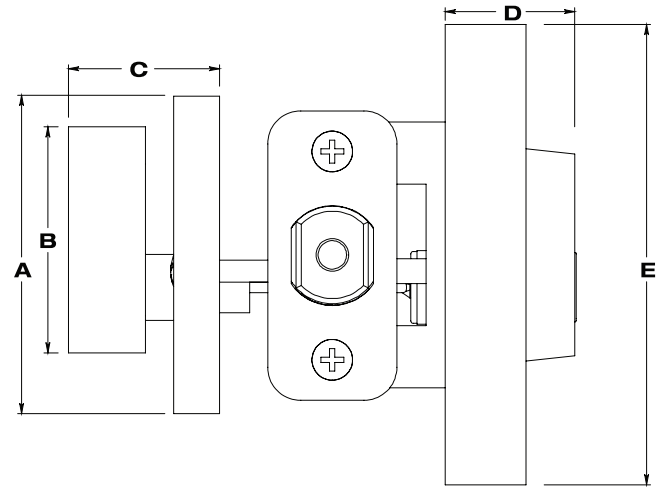
Contemporary Deadbolts

Specifications

Door Preparation:	Cross bore 2 1/8", edge bore 1", 1" x 2 1/4" latch mortise
Backset:	Adjustable for 2 3/8" or 2 3/4"
Door Thickness:	1 3/8" to 1 3/4"
Cylinder:	KW1 standard, SC1 available, 5 pin
Faceplate:	2 1/4" Round corner, drive-in available
Strikes:	2 3/4" Square corner
Chassis Screws:	Exposed
Bolt:	1" Throw, steel
UL:	90 Minute fire rated available
ANSI Grading:	Meets Grade 2 standards

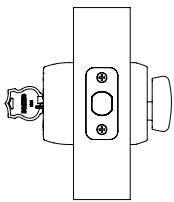
Finishes	Polished Brass (105)	Satin Nickel (119)	Polished Chrome (125)	Tuscan Bronze® (150)
Atria	•	•	•	•
Brynne	•	•	•	•

Dimensions



Style	A(in)	B(in)	C(in)	D(in)	E(in)
Atria	2.46	1.75	1.17	1.00	3.57
Brynne	2.46	1.75	1.17	1.00	3.57

Functions



Deadbolt

Finishes



Polished Chrome
Atria



Satin Nickel
Brynne



Tuscan Bronze®
Atria