



HAND BUILT BY KAHN
INVESTING IN BRITISH DESIGN
& ENGINEERING

CHELSEA

TRUCK CO

LNDN — SW10



CHELSEA TRUCK CO. IS PROUD TO
INTRODUCE G-CLASS HAMMER
WIDE BODY



CELEBRATING 100 YEARS OF
KONIG EXISTENCE







HAND BUILT BY KAHN
INVESTING IN BRITISH DESIGN
& ENGINEERING

CHELSEA
TRUCK CO

LNDN — SW10

LONDON CHELSEA TRUCK CO
1888-1910

4 HRH



385

4 HRH

WWW.KAHNDDESIGN.COM

Roberto Cavalli



G-CLASS HAMMER WIDE BODY

Chelsea Truck Co. is proud to introduce the G6 Wide-Track styling programme designed to fit all Mercedes-Benz G-Class models.

Over the last year, British designer Afzal Kahn and his team have developed a comprehensive new look for the German classic, creating the Mercedes G63 AMG- Hammer Edition.

Front and rear bumpers, roof wing, widened front and rear wings with integrated bolts and vent apertures give the Mercedes an aggressive look, whilst harking back to the robust styling of the original vehicle.

A complete front grille and a redesigned exhaust system give additional visual cues to the vehicle's provenance, whilst the retro G6 9.5 X 22" wheels in Diamond Cut Satin are paired with a 50mm lift -contributing to the imposing on-road presence.


Inside, a specially designed 3D modular front and rear leather interior provides a luxurious contrast to the rugged lines of the exterior. Finishing touches include hand stitched detailing, roof lining and sun visors.



BODY KIT

◆ FRONT & REAR VENTED WIDE WINGS

Striking widened front and rear wings, incorporating recessed bolts around the upper edge and vents at the rear, give the G-Wagon a tougher, more aggressive look. *Rear Door Sections included. Designed to fit all G63, G55, Non AMG Models. 2 X front wings and 2 x rear wings. Manufactured in lightweight composite material.*



EXTERIOR COMPONENTS

◆ ROOF WING

This aerodynamic enhancement makes for a more dynamic, defined look for your G-Wagon. *Manufactured in Lightweight Composite Material. Fits all G-Wagon Models*




EXTERIOR COMPONENTS

◆ FRONT GRILLE WITH DAYTIME LED RUNNING LIGHTS

This contemporary adaptation of the G-Wagon grille is a subtle refinement of a classic look. *Fits all G-Wagon Models*

◆ FRONT G6 BUMPER.

Designed to enhance the overall presence and aesthetic of your G-Wagon. *Only available with Wide Arch Kit. Fits all G55, Non AMG Models (Not compatible with G63).*



EXTERIOR COMPONENTS

◆ REAR G6 BUMPER

Includes mesh and number plate light. *Designed to enhance the stance and aesthetic of your G-Wagon. Fits all G63, G55, Non AMG Models. Manufactured in lightweight composite material.*






EXTERIOR COMPONENTS

◆ TWIN EXHAUST SIDE PIPES

The twin exhaust side pipes are a subtle addition which make a big difference to your G-Wagon. *Manufactured In stainless steel. Fits all Non AMG Models*



EXTERIOR COMPONENTS

● BRANDED SOFT WHEEL COVER

Chelsea Truck soft black wheel cover in a stretch nylon material - let others know they are following the best. *Fits all G-Wagon Models*

LIGHTING

● DIAMOND LED MILITARY HEADLAMPS


Diamond LED Military Headlamps are a subtle, contemporary twist on a classic design. *2 x super-bright LED headlamp units. Available in both RHD and LHD versions.*



EXTERIOR COMPONENT

◆ ROOF SHIELD WITH LED LIGHTS

Front Roof Shield with LED lights, designed to enhance the overall look of your G-Wagon. *Manufactured in lightweight composite material. The LED lights are included. Fits all G-Wagon Models*



PERFORMANCE UPGRADES

● 50MM SUSPENSION LIFT KIT

Manufactured in Stainless Steel & Supplied Powder Coated in Black. Available for right hand drive and left hand drive configuration.



PERFORMANCE UPGRADES


● POWER UPGRADE

The CTC Power Upgrade allows you to release the full power and potential of your vehicle by simply plugging the unit directly into the engine. *Only For G350D V6 3.0 245HP Models.*

G06 LIGHT ALLOY WHEEL

SATIN DIAMOND CUT ON SATIN PIANO BLACK

This high-quality 22" wheel is available in Shadow Chrome with a Diamond Outer or Piano Black with a Diamond Bezel.



9 1/2" X 22"



The G6 wheel is designed to accommodate your original Mercedes centre cap or visit your local Mercedes Benz Dealer.



INTERIOR

The G-Wagon's militant exterior styling and off road capabilities are complemented by an interior which represents the pinnacle of luxury.

The seats are upholstered in hand stitched quilted leather, with matching leather to the rear seats, armrests, glove box and roll bar covers. Every inch of the cabin has been carefully designed to marry style with comfort.



3D MODULAR LEATHER INTERIOR

Front and rear seats re-upholstered in perforated leather 3D modular design with optional contrast stitching in a choice of colours.



LEATHER UPHOLSTERY

- ◆ **REAR SEATS**
 rear seats re-upholstered in perforated leather 3D modular design with optional contrast stitching in a choice of colours.



LEATHER UPHOLSTERY

- ◆ **DOOR CARDS**
 Re-upholstered in perforated leather 3D modular design with optional contrast stitching in a choice of colours.



INTERIOR PRODUCTS

- ◆ **MACHINED ALUMINIUM INTERIOR HANDLES WITH CHELSEA TRUCK COMPANY LOGO**
 These beautifully detailed interior handles are a superb example of craftsmanship, delivering both form and function.

 Includes; 1 x Pair of Grab Handles 1 x Pair of Locking Pegs
 1 x Pair of Lever Surrounds 2 x Pairs Head Lining Handles



INTERIOR PRODUCTS

- ◆ **GEAR TOP**
 Gear shift top re-upholstered in leather in a choice of colours, with Chelsea Truck Company branding.



Chelsea Truck Co.
LONDON SW10



KAHN BOUTIQUE SHOWROOMS

385 KINGS ROAD,
CHELSEA, LONDON,
ENGLAND, SW10 0LR
+44 (0) 207 751 4555

375 KENSINGTON HIGH STREET,
KENSINGTON, LONDON,
ENGLAND, W14 8QA
+44 (0) 203 740 6005

INFO@CHELSEATRUCKCOMPANY.COM



HAND BUILT BY KAHN
INVESTING IN BRITISH DESIGN
& ENGINEERING

CHELSEA
TRUCK CO

LNDN — SW10

G 63



4 HRH