

WINOX-G/2G

STAINLESS STEEL WEIGHT INDICATOR - WEIGHING AND BATCHING

LAUMAS®



Indicator-holder bracket and column
Desk version
Panel mounting

PROGRAM	OIML	M	IECEx	Ex	EAC Ex	EAC	cULus	LCD 133x39 mm	LCD 128x75 mm
BASE	R76 - R61	•	•	•	•	•	•	WINOXG-B	WINOX2G-B
LOAD	R76 - R61	•	•	•	•	•	•	WINOXG-C	WINOX2G-C
UNLOAD	R76 - R61	•	•	•	•	•	•	WINOXG-S	WINOX2G-S
3 PRODUCTS	R76 - R61	•	•	•	•	•	•	WINOXG-3	WINOX2G-3
* 6 PRODUCTS	R76 - R61	•	•	•	•	•	•	WINOXG-6	WINOX2G-6
* 14 PRODUCTS	R76 - R61	•	•	•	•	•	•	WINOXG-14	WINOX2G-14
Multiprogram	R76 - R61	•	•	•	•	•	•	WINOXG-MU	WINOX2G-MU

* External 8-relay modules included

ON REQUEST

CERTIFICATIONS

OIML OIML R76:2006, class III, 3x10000 divisions, 0.2 μV/VSI / OIML R61 - WELMEC Guide 8.8:2011 (MID)

cULus UL Recognized component - Complies with the United States and Canada standards

EAC Complies with the Eurasian Custom Union standards

CERTIFICATIONS ON REQUEST

IP69K Declaration of conformity + IP69K marking protection rating (only PG9 version)
Water protection in case of high-pressure or steam jet cleaning (test: pressurized water is sprayed from a distance of max 150 mm)
Water pressure: 100 bar; temperature: 80 °C; test duration: 250 seconds (reference standard: DIN 40050-9)

M Conformity assessment (initial verification) in combination with Laumas weighing module

EAC Ex Complies with the Eurasian Custom Union standards for use in potentially explosive atmospheres

NMI NMI Trade Approved - Complies with the Australian standards for legal use with third parties

ALIBI Complies with the regulations of the Russian Federation for legal use with third parties

FIELDBUSES

MODBUS RTU
MODBUS/TCP

CANopen

PROFIBUS

DeviceNet

EtherNet/IP

ETHERNET TCP/IP

PIV CERTIFIED
PROFIBUS • PROFINET

Rev. 0.0

DESCRIPTION

- AISI 304 stainless steel weight indicator.
- *G version*: backlit LCD graphic display, resolution: 240x64 pixel, visible area: 133x39 mm - 21-key keyboard.
- *2G version*: backlit LCD graphic display, resolution: 240x128 pixel, visible area: 128x75 mm - 27-key keyboard.
- Real-time clock/calendar with buffer battery.

To know the specific characteristics of the various instrument versions, refer to the table of available versions.

MAIN FUNCTIONS

- Connections to:
 - PLC via analog output (on request);
 - PC/PLC via RS485/RS232 (up to 99 instruments with line repeaters, up to 32 without line repeaters);
 - remote display and printer via RS485/RS232;
 - up to 8 load cells in parallel by junction box.
- Customizable name of the production lot.
- Digital filter to reduce the effects of weight oscillation.
- Theoretical calibration (via keyboard) and real calibration (with sample weights and the possibility of weight linearization up to 5 points).
- Tare weight zero setting.
- Automatic zero setting at power-on.
- Gross weight zero tracking.
- Semi-automatic tare (net/gross weight) and preset tare.
- Semi-automatic zero.
- Displaying of the maximum weight value reached (peak).
- Direct connection between RS485 and RS232 without converter.
- Weight value printing with date and time via keyboard or external contact.
- **TCP/IP WEB APP**
Integrated software in combination with the WiFi module and Ethernet TCP/IP options for remote supervision, management and control of the instrument.

CE-M version: 2014/31/EU-EN45501:2015-OIML R76:2006

- System parameters management protected by qualified access via software (password), hardware or fieldbus.
- Weight subdivisions displaying (1/10 e).
- Three operation mode: single interval or multiple ranges or multi-interval.
- Net weight zero tracking.
- Calibration.
- Alibi memory (option on request).
- The following values can be printed via keyboard or external contact: gross weight, net weight, tare, preset tare, date, time, ID code (alibi memory).

INPUTS/OUTPUTS AND COMMUNICATION

- RS485/RS232 serial ports for communication via protocols ModBus RTU, ASCII Laumas bidirectional or continuous one way transmission.
- 5 relay outputs controlled by the setpoint values or via protocols (4 outputs if analog output is present).
- 3 optoisolated PNP digital inputs: status reading via serial communication protocols (2 inputs if analog output is present).
- 1 load cell dedicated input.
- Current or voltage 16 bit optoisolated analog output (option on request).
- WiFi module (option on request).

BASE PROGRAM

- Piece counting.
- Weight totalizing.
- Statistical checking of prepackages.
- 99 items database with association of a preset tare value, 3 setpoint values and 2 values for weight thresholds function (HIGH/LOW).
- Weight thresholds function (HIGH/LOW) shown on the display.
- Barcodes printing by lot name, item name, weighings progressive number.
- Hysteresis and setpoint value setting.
- The indicator can be used as a remote display with setpoints.
- 12 groups selection by 5 setpoint via external selector switch or contact (option on request).

BATCHING PROGRAM

- Graphical representation of the system load status.
- 99 settable formulas.
- Batching resume after a blackout.
- Automatic fall calculation.
- Tolerance error control.
- Precision batching through slow function.
- Precision batching through tapping function.
- Consumption storage.
- Production storage.
- Products stocks management.
- Printing of batching data.
- Alarm contact management.
- Selection of the first 12 formulas via external selector switch or contact (option on request).
- Batching start via external contact or keyboard.

Only for:

LOAD and 3/6/14 PRODUCTS programs

- Autotare at batching start.

UNLOAD program

- Automatic loading of the product into the weighed structure.
- Management of batching with big bags.

3/6/14 PRODUCTS program

- Formulas programming in fixed or variable steps.

MULTIPROGRAM

- The Multiprogram instruments do not have any selected program but can be set by the installer with different operating modes: BASE, LOAD, UNLOAD, 3 PRODUCTS, 6 PRODUCTS, 14 PRODUCTS.

TECHNICAL FEATURES

Power supply and consumption	12÷24 VDC ±10%; 6 W (on request P version: 115/230 VAC; 50/60 Hz; 6 VA)	
Number of load cells • Load cells supply	up to 8 (350 Ω) - 4/6 wires • 5 VDC/120 mA	
Linearity • Analog output linearity	<0.01% full scale • <0.01% full scale	
Thermal drift • Analog output thermal drift	<0.0005% full scale/°C • <0.003% full scale/°C	
A/D Converter	24 bit (16000000 points) - 4.8 kHz	
Divisions (with measurement range ±10 mV and sensitivity 2 mV/V)	±999999 • 0.01 μV/d	
Measurement range	±39 mV	
Usable load cells sensitivity	±7 mV/V	
Conversions per second	300/s	
Display range	±999999	
Decimals • Display increments	0÷4 • x1 x2 x5 x10 x20 x50 x100	
Digital filter • Readings per second	10 levels • 5÷300 Hz	
Relay outputs	5/4 - max 115 VAC/150 mA	
Optoisolated digital inputs	3/2 - 5÷24 VDC PNP	
Serial ports	RS485, RS232	
Baud rate	2400, 4800, 9600, 19200, 38400, 115200 (bit/s)	
Optoisolated analog output (option on request)	16 bit = 65535 divisions. 0÷20 mA; 4÷20 mA (up to 300 Ω) 0÷10 V; 0÷5 V; ±10 V; ±5 V (min 10 kΩ)	
Humidity (condensate free)	85%	
Storage temperature	-30 °C +80 °C	
Working temperature	-20 °C +60 °C	
	Relay outputs	5/4 - max 30 VAC, 60 VDC/150 mA
	Working temperature	-20 °C +50 °C
	Equipment to be powered by 12-24 VDC LPS or Class 2 power source	

METROLOGICAL SPECIFICATIONS OF TYPE-APPROVED INSTRUMENTS

Applied standards	2014/31/UE - EN45501:2015 - OIML R76:2006
Operation modes	single interval, multi-interval, multiple range
Accuracy class	III or IIII
Maximum number of scale verification divisions	10000 (class III); 1000 (class IIII)
Minimum input signal for scale verification division	0.2 μV/VSI
Working temperature	-10 °C +40 °C

Example screens for BASE program

Piece counter



1. Totalized weight since last deletion.
2. Performed weighings since last deletion.
3. Totalized pieces since last deletion.
4. Number of pieces.
5. Net weight.

Totalizer



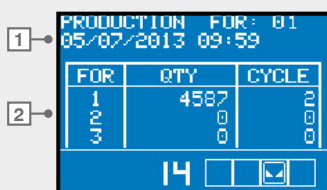
1. Date of last deletion.
2. Performed weighings since last deletion.
3. Totalized weight since last deletion.
4. Net weight.

Statistical checking of prepackages



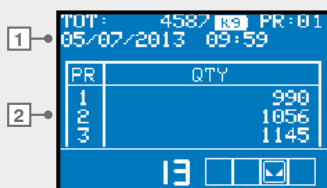
1. Nominal weight.
2. Checked samples/total samples.
3. Tolerance zone.
4. Net weight.

Production displaying for each formula (amount of batched product and number of cycles performed)



1. Date and time of last deletion.
2. Formulas list.
3. Selected formula.
4. Batched quantity and number of cycles performed.

Consumptions displaying for each product 3/6/14 PRODUCTS program



1. Date and time of last deletion.
2. Products list.
3. Selected product.
4. Consumptions.

Example screens for BATCHING programs

Formulas programming

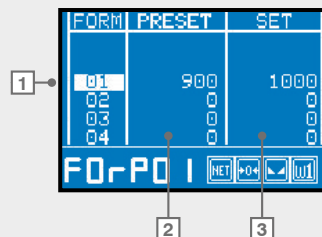
3/6/14 PRODUCTS program



1. Selected formula.
2. Step number.
3. Product number.
4. Set value.

Formulas programming

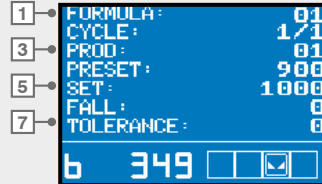
LOAD and UNLOAD programs



1. Selected formula.
2. Preset value.
3. Set value.

Details of batching product displaying


LOAD and UNLOAD programs



1. Formula number.
2. Running cycle.
3. Product number.
4. Preset value.
5. Set value.
6. Fall value.
7. Tolerance value.

Displaying during the batching

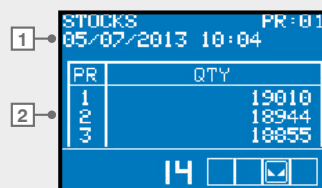
3/6/14 PRODUCTS program



1. Product number and arrow indicating the product loading.
2. Product level on the scale.
3. Formula number.
4. Running cycle.
5. Product number and name.
6. Gross weight value.
7. Batching product weight.

Stocks displaying for each product

3/6/14 PRODUCTS program



1. Current date and time.
2. Products list.
3. Selected product.
4. Stocks.







AVAILABLE VERSIONS

	DESCRIPTION	CODE
	<p>P version (standard)</p> <ul style="list-style-type: none"> - Installation: wall and desk (<u>bracket included</u>), column, front panel (drilling template: 248x160 mm). - Dimensions: 286x206x108 mm; with bracket: 290x206x187 mm. - IP68 protection rating. - 6 PG9 cable glands. - Power supply included. 	WINOX-P
	<p>Q version</p> <ul style="list-style-type: none"> - Installation: front panel (<u>supports included</u>); drilling template: 248x160 mm), wall, desk, column. - Dimensions: 286x206x96 mm. - IP68 front panel protection rating. - Extractable screw terminal blocks. 	WINOX-Q
	<p>D version</p> <ul style="list-style-type: none"> - Desk version. - Dimensions: 286x206x85 mm. - IP40 protection rating. - IP68 front panel protection rating. - 6 D-SUB connectors. - Power supply included. 	WINOX-D
	<p>X version: ATEX II 3GD (zone 2-22) IECEx version: IECEx (zone 2-22)</p> <ul style="list-style-type: none"> - Installation: wall and desk (<u>bracket included</u>), column, front panel (drilling template: 248x160 mm). - Dimensions: 286x206x108 mm; with bracket: 290x206x187 mm. - IP68 protection rating. - 6 PG9 cable glands. 	WINOX-X WINOX-IEX

OPTIONS ON REQUEST

	ACCESSORIES	CODE
	Stainless steel adjustable bracket for wall and table mounting.	STAFFAIWINOX
	Supports for front panel mounting.	STAFFEWINOX
	ABS support for column mounting.	STAFFAIWINOXSUP
	<p>Stainless steel indicator-holder column (Ø38 mm, height 700 mm). Painted steel bracket for platform mounting.</p> <p>Stainless steel indicator-holder column (Ø38 mm, height 700 mm). Stainless steel bracket for platform mounting.</p>	<p>COLONNAM + STAFFACN</p> <p>COLONNAM + STAFFAIN</p>

OPTIONS ON REQUEST

	POWER SUPPLY	CODE
	Power supply 115/230 VAC; 50/60 Hz; 6 VA. → Not compatible with Q, D, X, IEX versions. → Not compatible with OPZWBATTWINOX option.	OPZWINOXVCA
	24 VDC/1 A stabilized power supply. - 100÷240 VAC input. - 3 m cable length.	ALI24SPINA1A
	24 VDC/1 A stabilized power supply with jack connector. - 100÷240 VAC input. - 3 m cable length.	ALI24SPINA1AJACK
	24 VDC/1 A stabilized power supply with omega rail socket. - 100÷240 VAC input. - 3 m cable length, with or without jack connector.	ALI24SPINAPRESA
	12.2 V rechargeable lead battery, 2.2 Ah capacity, supplied already installed in the instrument. Operating time: 16 hours. → Not compatible with D version. → Not compatible with 115 VAC and 230 VAC.	OPZWBATTWINOX
	Battery pack made up of 8 NiMH rechargeable elements, 1.2 V, AA type. - Non-removable. - Operating time: 16 hours. → Not compatible with Q and D versions. → Not compatible with 115 VAC and 230 VAC.	OPZWBATTWINOXATEX

OPTIONS ON REQUEST AND COMPATIBILITY WITH BATCHING PROGRAMS

INTERFACES AND FIELDBUSES		CODE
WiFi	WiFi module for wireless connection via integrated web server (for remote supervision, management and control of the instrument) or via ModBus RTU, ASCII Laumas protocols. (* for Q version) → <i>Not compatible with X and IEX versions.</i>	* OPZW1RADIO * OPZW1RADIOQ(*) B C S 3P 6P 14P • • • • • •
ANALOG OUTPUT	Optoisolated 16 bit analog output . → <i>One input and one output not available.</i>	* OPZW1ANALOGICA B C S 3P 6P 14P • • • • • •
RS485 ⁺	Additional RS485 port . → <i>One input and one output not available.</i> → <i>Not compatible with E/EC option.</i>	* OPZW1RS485 B C S 3P 6P 14P • • • • • •
CANopen	CANopen protocol . → <i>Q version: one input and one output not available.</i> → <i>Q version: integrated RS485 port not available.</i> → <i>Q, P, X, IEX version: not compatible with E/EC option.</i>	* OPZW1CA B C S 3P 6P 14P • - - - - -
DeviceNet	DeviceNet protocol . → <i>Q version: one input and one output not available.</i> → <i>Q version: integrated RS485 port not available.</i> → <i>Q, P, X, IEX version: not compatible with E/EC option.</i>	* OPZW1DE B C S 3P 6P 14P • - - - - -
PROFIBUS	Profibus DP protocol . → <i>Q version: one input and one output not available.</i> → <i>Q version: integrated RS485 port not available.</i> → <i>Q, P, X, IEX version: not compatible with E/EC option.</i>	* OPZW1PR B C S 3P 6P 14P • • • • • •
EtherNet/IP	Ethernet/IP protocol - IP68 Ethernet port. → <i>X, IEX version: internal crimp wiring.</i>	* OPZW1ETIP68 B C S 3P 6P 14P • - - - - -
ETHERNET TCP/IP	Ethernet TCP/IP protocol - IP68 Ethernet port. Integrated software for remote supervision, management and control of the instrument. → <i>X, IEX version: internal crimp wiring.</i>	* OPZW1ETTCP68 B C S 3P 6P 14P • • • • • •
MODBUS/TCP	Modbus/TCP protocol - IP68 Ethernet port. → <i>X, IEX version: internal crimp wiring.</i>	* OPZW1MBTCP68 B C S 3P 6P 14P • • • • • •
PROFINET IO	Profinet IO protocol - IP68 Ethernet port. → <i>X, IEX version: internal crimp wiring.</i>	* OPZW1PNETIO68 B C S 3P 6P 14P • - - - - -
IP68 USB	IP68 USB port for data storage to pen drive (included). These data (weighed values, batchings, alarms) can be imported and processed on the PC using the PROG-DB software included in the supply. Support for keyboard and barcode reader. → <i>Not compatible with X and IEX versions.</i>	OPZWUSB68 B C S 3P 6P 14P • • • • • •

* Select one option among those marked with an asterisk.

OPTIONS ON REQUEST AND COMPATIBILITY WITH BATCHING PROGRAMS

		CODE
	Extension cable for the WiFi module antenna; length: 100 cm. → Q version: included with the OPZW1RADIOQ option.	OPZWCONWF B C S 3P 6P 14P • • • • • •
	USB male/female extension cable with IP68 panel connector; length: 50 cm, sealing cap and cover included.	OPZWCONUSBIP68 B C S 3P 6P 14P • • • • • •
	Ethernet male/female extension cable with IP68 panel connector; length: 30 cm, sealing cap included.	OPZWCONETHEIP68 B C S 3P 6P 14P • • • • • •
	Ethernet male/male extension cable with IP68 connector; length: 5 m.	OPZWCONETHE5MT B C S 3P 6P 14P • • • • • •
	Weight reading from 0-10 VDC input (15 kΩ).	OPZWING010 B C S 3P 6P 14P • • • • • •
	Weight reading from 4-20 mA input (120 Ω).	OPZWING420 B C S 3P 6P 14P • • • • • •

EXPANSIONS

	Base: 12 groups selection by 5 setpoint via external selector switch. Load, Unload, 3/6/14 Products: selection of the first 12 formulas via external selector switch.	* EC B C S 3P 6P 14P • • • • • •
	Base: 12 groups selection by 5 setpoint via external contact. Load, Unload, 3/6/14 Products: selection of the first 12 formulas via external contact.	* E B C S 3P 6P 14P • • • • • •
	Simultaneous use of E/EC option with the analog output.	OPZWAEC B C S 3P 6P 14P • • • • • •
	External 5-relay module to increase the capacity of SPDT contacts to 115 VAC/2 A.	RELE5M B C S 3P 6P 14P • • • • - -

* Select one option among those marked with an asterisk.

OPTIONS ON REQUEST AND COMPATIBILITY WITH BATCHING PROGRAMS

			CODE						
	External 8-relay module to manage from 1 to 6 products; 8 relays up to max 115 VAC/2 A. Module included with models 6/14 PRODUCTS.	12÷24 VDC	RELE6PROD24V						
		115 VAC	RELE6PROD115V						
		230 VAC	RELE6PROD230V	B	C	S	3P	6P	14P
			-	-	-	-	•	•	
	External 8-relay module to manage from 7 to 14 products to be added to RELE6PROD module; 8 relays up to max 115 VAC/2 A. Module included with model 14 PRODUCTS.		RELE14PROD						
				B	C	S	3P	6P	14P
				-	-	-	-	-	•

APPLICATIONS - SOFTWARE

	Formulas setting in percentage.		OPZWFORPERC						
			B	C	S	3P	6P	14P	
			-	-	-	•	•	•	
	Setting a quantity to be batched greater than the scale capacity with automatic calculation of cycles. → Not available for CE-M approved version.		OPZWQMC						
			B	C	S	3P	6P	14P	
			-	•	-	•	•	•	
	Intermediate unloadings during the batching. → Not available for CE-M approved version.		OPZWSCARI						
			B	C	S	3P	6P	14P	
			-	-	-	•	•	•	
	Partial unloadings at cycle end. → Not available for CE-M approved version.		OPZWSCARP						
			B	C	S	3P	6P	14P	
			-	-	-	•	•	•	
	Alibi memory.		OPZVALIBI						
			B	C	S	3P	6P	14P	
			•	•	•	•	•	•	
	Data transfer from the instrument to the PC, via RS232 (directly) or RS485 (by converter) serial port. These data (weighed values, batchings, alarms) can be imported and processed on the PC using the PROG-DB software included. We suggest to use this option when the indicator is always connected to the PC.		OPZWDATIPC						
			B	C	S	3P	6P	14P	
			•	•	•	•	•	•	
	Manual batching with remote displays connected in parallel to the instrument via RS485 serial port; allows to display on different remote displays the following batching information: formula and product number, remaining quantity to be batched, gross weight.		OPZWLAUMAN						
			B	C	S	3P	6P	14P	
			-	•	•	•	•	•	