

TLB4

WEIGHT TRANSMITTER - 4 INDEPENDENT CHANNELS

LAUMAS®



Front panel mounting (fixing kit included)



DESCRIPTION

- Weight transmitter with 4 independent reading channels with display of the total weight.
- The TLB4 series allows to have same benefits and performance of an advanced digital weighing system even using analog load cells.
- Back panel mounting on Omega/DIN rail (space-saving vertical shape).
- Front panel mounting (except PROFIBUS DP version) with fixing kit included (panel drilling template: 96x23 mm; panel thickness: 2.5 mm).
- Dimensions: 115x26x120 mm.
- 6-digit semi-alphanumeric red LED display (8 mm height).
- 6 signalling LED.
- Four buttons for the system calibration.
- Extractable screw terminal blocks.
- The instrument can be configured and managed using the free "Instrument Manager" PC software, which you can download from www.laumas.com.

INPUTS/OUTPUTS AND COMMUNICATION

- RS485 serial port for communication via protocols ModBus RTU, ASCII Laumas bidirectional or continuous one way transmission.
- 3 relay outputs controlled by the setpoint values or via protocols.
- 2 optoisolated PNP digital inputs: status reading via serial communication protocols.
- 4 load cell dedicated inputs.

FIELDBUSES

MODBUS RTU

MODBUS/TCP

CC-Link

ETHERNET
POWERLINK
certified product

DeviceNet

EtherNet/IP

PIV
PROFIBUS - PROFINET
CERTIFIED

PROFI
BUS





PROFI
NET

CANopen

SERCOS
interface

ETHERNET
TCP/IP

EtherCAT

	DESCRIPTION	CODE
	RS485 serial port. Baud rate: 2400, 4800, 9600, 19200, 38400, 115200 (bit/s).	TLB4RS485
	Optoisolated 16 bit analog output . Current: 0÷20 mA; 4÷20 mA (up to 300 Ω). Voltage: 0÷10 V; 0÷5 V; ±10 V; ±5 V (min 10 kΩ). Equipped with RS485 serial port.	TLB4
	CANopen port. Baud rate: 10, 20, 25, 50, 100, 125, 250, 500, 800, 1000 (kbit/s). The instrument works as <i>slave</i> in a synchronous CANopen network. Equipped with RS485 serial port.	TLB4CANOPEN
	DeviceNet port. Baud rate: 125, 250, 500 (kbit/s). The instrument works as <i>slave</i> in a DeviceNet network. Equipped with RS485 serial port.	TLB4DEVICENET
	CC-Link port. Baud rate: 156, 625, 2500, 5000, 10000 (kbit/s). The instrument works as <i>Remote Device Station</i> in a CC-Link network and occupies 3 stations. Equipped with RS485 serial port.	TLB4CCLINK
	PROFIBUS DP port. Baud rate: up to 12 Mbit/s. The instrument works as <i>slave</i> in a Profibus DP network. Equipped with RS485 serial port.	TLB4PROFIBUS
	Modbus/TCP port. Type: RJ45 10Base-T or 100Base-TX (auto-sensing). The instrument works as <i>slave</i> in a Modbus/TCP network. Equipped with RS485 serial port.	TLB4MODBUSTCP
	Ethernet TCP/IP port. Type: RJ45 10Base-T or 100Base-TX (auto-sensing). The instrument works in an Ethernet TCP/IP network and it is accessible via web browser. Equipped with RS485 serial port.	TLB4ETHETCP
	2x Ethernet/IP ports. Type: RJ45 10Base-T or 100Base-TX (auto-sensing). The instrument works as <i>adapter</i> in an Ethernet/IP network. Equipped with RS485 serial port.	TLB4ETHEIP
	2x PROFINET IO ports. Type: RJ45 100Base-TX. The instrument works as <i>device</i> in a Profinet IO network. Equipped with RS485 serial port.	TLB4PROFINETIO
	2x EtherCAT ports. Type: RJ45 10Base-T or 100Base-TX (auto-sensing). The instrument works as <i>slave</i> in an EtherCAT network. Equipped with RS485 serial port.	TLB4ETHERCAT
	2x POWERLINK ports. Type: RJ45 10Base-T or 100Base-TX (auto-sensing). The instrument works as <i>slave</i> in a Powerlink network. Equipped with RS485 serial port.	TLB4POWERLINK
	2x SERCOS III ports. Type: RJ45 10Base-T or 100Base-TX (auto-sensing). The instrument works as <i>slave</i> in a Sercos III network. Equipped with RS485 serial port.	TLB4SERCOS

CERTIFICATIONS



OIML R76:2006, class III, 3x10000 divisions, 0.25 μ V/VS1 / OIML R61, R51 - WELMEC Guide 8.8:2017 (MID)



UL Recognized component - Complies with the United States and Canada standards



Complies with the Eurasian Custom Union standards

CERTIFICATIONS ON REQUEST




Conformity assessment (initial verification) in combination with Laumas weighing module





NMI Trade Approved - Complies with the Australian standards for legal use with third parties

OPTIONS ON REQUEST

	DESCRIPTION	CODE
	Alibi memory.	OPZWALIBI

TECHNICAL FEATURES

Power supply and consumption	12÷24 VDC \pm 10%; 5 W
Number of load cells • Load cells supply	up to 16 (350 Ω) - 4/6 wires • 5 VDC/240 mA
Linearity • Analog output linearity (only for TLB4)	<0.01% full scale • <0.01% full scale
Thermal drift • Analog output thermal drift (only for TLB4)	<0.0005% full scale/ $^{\circ}$ C • <0.003% full scale/ $^{\circ}$ C
A/D Converter	4 channels - 24 bit (16000000 points) - 4.8 kHz
Divisions (with measurement range \pm 10 mV and sensitivity 2 mV/V)	\pm 999999 • 0.01 μ V/d
Measurement range	\pm 39 mV
Usable load cells sensitivity	\pm 7 mV/V
Conversions per second	600/s
Display range	\pm 999999
Decimals • Display increments	0÷4 • x1 x2 x5 x10 x20 x50 x100
Digital filter • Readings per second	21 levels • 5÷600 Hz
Relay outputs	3 - max 115 VAC/150 mA
Optoisolated digital inputs	2 - 5÷24 VDC PNP
Serial ports	RS485
Baud rate	2400, 4800, 9600, 19200, 38400, 115200 (bit/s)
Optoisolated analog output (only for TLB4)	16 bit = 65535 divisions. 0÷20 mA; 4÷20 mA (up to 300 Ω) 0÷10 V; 0÷5 V; \pm 10 V; \pm 5 V (min 10 k Ω)
Humidity (condensate free)	85%
Storage temperature	-30 $^{\circ}$ C +80 $^{\circ}$ C
Working temperature	-20 $^{\circ}$ C +60 $^{\circ}$ C
 Relay outputs	3 - max 30 VAC, 60 VDC/150 mA
 Equipment to be powered by 12-24 VDC LPS or Class 2 power source	

METROLOGICAL SPECIFICATIONS OF TYPE-APPROVED INSTRUMENTS

Applied standards	2014/31/UE - EN45501:2015 - OIML R76:2006
Operation modes	single interval, multi-interval
Accuracy class	III or IIII
Maximum number of scale verification divisions	10000 (class III); 1000 (class IIII)
Minimum input signal for scale verification division	0.25 μ V/VS1
Working temperature	-10 $^{\circ}$ C +40 $^{\circ}$ C

MAIN FUNCTIONS

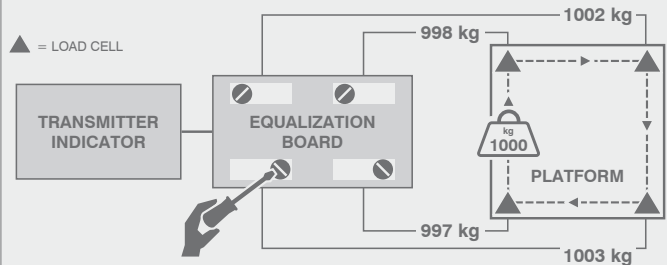
- 4 independent channels for load cells: monitoring and direct management of each connected load cell.
- Immediate reporting of anomalies (also on the connected weight indicator display).
- All the TLB4 functions can be managed by a W series weight indicator connected via RS485 serial port (excluding instruments with graphic display).
- Digital equalization of the 4 channels.
- Load distribution analysis on the 4 channels with backups archive: storing, consultation, printing.
- Detailed diagnostics of each load cell (max 4): depending on the type of weighing system you can perform:
 - load automatic diagnostics;
 - automatic diagnostics on zero.
- Tilt compensation of the weighing system up to ± 10 degrees via inclinometer (not included). The weight correction is also valid for systems approved for legal for trade use.
- Archive of the last 50 significant events (zeroing, calibration, equalization, alarms): storing, consultation, printing.
- Transmission via RS485 (Modbus RTU) or fieldbus of the divisions for the 4 reading channels. Only the points of each load cell connected are transmitted, with no filter applied; the calculation of the weight value, the zero setting and calibration are made by the customer.
- Connections to:
 - PLC via analog output or fieldbus;
 - PC/PLC via RS485 (up to 99 instruments with line repeaters, up to 32 without line repeaters);
 - remote display, inclinometer and printer via RS485;
 - up to 16 load cells in parallel;
 - W series weight indicator via RS485.
- Digital filter to reduce the effects of weight oscillation.
- Theoretical calibration (via keyboard) and real calibration (with sample weights and the possibility of weight linearization up to 8 points).
- Tare weight zero setting.
- Automatic zero setting at power-on.
- Gross weight zero tracking.
- Semi-automatic tare (net/gross weight) and preset tare.
- Semi-automatic zero.
- Direct connection between RS485 and RS232 without converter.
- Hysteresis and setpoint value setting.
- TCP/IP WEB APP**
Integrated software in combination with the Ethernet TCP/IP version for remote supervision, management and control of the instrument.

CE-M version: 2014/31/EU-EN45501:2015-OIML R76:2006

- System parameters management protected by qualified access via software (password), hardware or fieldbus.
- Weight subdivisions displaying (1/10 e).
- Two operation mode: single interval or multi-interval.
- Net weight zero tracking.
- Calibration.
- Alibi memory (option on request).

EQUALIZATION WITH JUNCTION BOXES

The equalization with junction boxes and trimmers requires several manual steps and can suffer drift over time, requiring subsequent repetitions of the same procedure.



DIGITAL EQUALIZATION

The TLB4 does not require the use of the junction box thanks to the support of 4 independent channels; the digital equalization function simplifies the procedure to a single step and it is free of drift over time.

