

Mobile Leeb hardness tester SAUTER HK-D · HK-DB



Premium Leeb hardness tester – now also with hardness comparison block included

Features

- External impact sensor standard (Type D)
- Mobility: In comparison with stationary table-top devices and testing devices with an internal sensor, using the SAUTER HK-D, offers the highest level of mobility and flexibility
- All measurement directions possible (360°) thanks to an automatic compensation function
- 1 SAUTER HK-DB.: Hardness comparison block, hardness approx. 800 HLD, included in delivery
- 2 Delivered in a sturdy carrying case
- Measurement value display: Rockwell (Type A, B, C), Vickers (HV), Shore (HS), Leeb (HL), Brinell (HB)
- Internal memory for up to 600 data groups, with up to 32 values per group forming the average value of the group
- Mini statistics function: displays the measured result, the average value, the impact direction, date and time
- Automatic unit conversion: The measuring result is automatically converted into all specified hardness units

- Measuring with tolerance range (limit-setting function): Upper and lower limiting can be programmed individually. The process is supported by an audible and visual signal.
- Matrix display: Backlit multi-function display for all relevant functions at a glance
- Robust metal housing

Technical data

- Measuring precision: ± 1 % at 800 HLD
- Minimum sample radius (concave/convex): 50 mm (with support ring: 10 mm)
- Minimum sample material thickness: 3 mm with coupling on fixed base
- The lowest weight of the test item on solid support unit: 2 kg with fixed coupling
- Dimensions W×D×H 132×82×31 mm
- Permissible ambient temperature -10 °C/40 °C
- Battery operation, batteries not standard 2× 1.5 V AA, operating time up to 200 h
- Net weight approx. 0,45 kg










































Accessories

- Plug-In for data transfer of measuring data from the measuring instrument and transfer to a PC, e.g. in Microsoft Excel®, SAUTER AFI-1.0
- Data transfer software, KERN SCD-4.0
- Support rings for secure positioning, SAUTER AHMR 01
- Impact body Type D, net weight approx. 5,5 g, hardness ≥ 1600 HV, tungsten carbide, Impact ball Ø 3 mm, in accordance with the standard ASTM A956-02, SAUTER AHMO D01
- External impact sensor Type C. Low energy sensor: requires only 25 % impact energy compared to type D, for testing tiny or light objects or the surface of hardened layer, SAUTER AHMR C
- External impact sensor Type D, SAUTER AHMR D
- External impact sensor Type D+15. Slim front section for holes, grooves or re-entrant surfaces, SAUTER AHMR D+15
- External impact sensor Type DL, for very narrow surfaces (Ø 4,5 mm), SAUTER AHMR DL
- External impact sensor Type G. High energy sensor: 900 % impact energy compared to type D, SAUTER AHMR G
- Connection cable impact sensor SAUTER HMO-A04
- 3 Test block Type D/DC, Ø 90 mm (± 1 mm), net weight < 3 kg, hardness range 790 ± 40 HL, SAUTER AHMO D02 630 ± 40 HL, SAUTER AHMO D03 530 ± 40 HL, SAUTER AHMO D04
- Factory calibration certificates for SAUTER AHMO D02, AHMO D03, AHMO D04, SAUTER 961-132

STANDARD							OPTION		
MEMORY	USB	STATISTIC	UNIT	TOL	BATT	1 DAY	CAL BLOCK	SOFTWARE	ISO +4 DAYS

Model	Sensor	Measuring range	Readout	Test block	Option	
					Factory calibration certificates	
SAUTER		[Max] HL	[d] HL	Typ D/DC approx. 800 HL		
HK-D	Typ D	170-960	1	not standard	KERN	961-131
HK-DB	Typ D	170-960	1	standard		961-131

## Pictograms

 <b>Adjusting program (CAL):</b> For quick setting of the instrument's accuracy. External adjusting weight required	 <b>WLAN data interface:</b> To transfer data from the balance/measuring instrument to a printer, PC or other peripherals	 <b>Protection against dust and water splashes IPxx:</b> The type of protection is shown in the pictogram.
 <b>Calibration block:</b> Standard for adjusting or correcting the measuring device	 <b>Data interface Infrared:</b> To transfer data from the measuring instrument to a printer, PC or other peripheral devices	 <b>ZERO:</b> Resets the display to "0"
 <b>Peak hold function:</b> Capturing a peak value within a measuring process	 <b>Control outputs (optocoupler, digital I/O):</b> To connect relays, signal lamps, valves, etc.	 <b>Battery operation:</b> Ready for battery operation. The battery type is specified for each device
 <b>Scan mode:</b> Continuous capture and display of measurements	 <b>Analogue interface:</b> To connect a suitable peripheral device for analogue processing of the measurements	 <b>Rechargeable battery pack:</b> Rechargeable set
 <b>Push and Pull:</b> The measuring device can capture tension and compression forces	 <b>Analog output:</b> For output of an electrical signal depending on the load (e.g. voltage 0 V – 10 V or current 4 mA – 20 mA)	 <b>Mains adapter:</b> 230V/50Hz in standard version for EU. On request GB, AUS or USA version available
 <b>Length measurement:</b> Captures the geometric dimensions of a test object or the movement during a test process	 <b>Statistics:</b> Using the saved values, the device calculates statistical data, such as average value, standard deviation etc.	 <b>Power supply:</b> Integrated, 230V/50Hz in EU. More standards e.g. GB, AUS or USA on request
 <b>Focus function:</b> Increases the measuring accuracy of a device within a defined measuring range	 <b>PC Software:</b> To transfer the measurement data from the device to a PC	 <b>Motorised drive:</b> The mechanical movement is carried out by a electric motor
 <b>Internal memory:</b> To save measurements in the device memory	 <b>Printer:</b> A printer can be connected to the device to print out the measurement data	 <b>Motorised drive:</b> The mechanical movement is carried out by a synchronous motor (stepper)
 <b>Data interface RS-232:</b> Bidirectional, for connection of printer and PC	 <b>Network interface:</b> For connecting the scale/measuring instrument to an Ethernet network	 <b>Fast-Move:</b> The total length of travel can be covered by a single lever movement
 <b>Profibus:</b> For transmitting data, e.g. between scales, measuring cells, controllers and peripheral devices over long distances. Suitable for safe, fast, fault-tolerant data transmission. Less susceptible to magnetic interference.	 <b>KERN Communication Protocol (KCP):</b> It is a standardized interface command set for KERN balances and other instruments, which allows retrieving and controlling all relevant parameters and functions of the device. KERN devices featuring KCP are thus easily integrated with computers, industrial controllers and other digital systems	 <b>Verification possible:</b> The time required for verification is specified in the pictogram
 <b>Profinet:</b> Enables efficient data exchange between decentralised peripheral devices (balances, measuring cells, measuring instruments etc.) and a control unit (controller). Especially advantageous when exchanging complex measured values, device, diagnostic and process information. Savings potential through shorter commissioning times and device integration possible	 <b>GLP/ISO record keeping:</b> Of measurement data with date, time and serial number. Only with SAUTER printers	 <b>DAKkS calibration possible:</b> The time required for DAKkS calibration is shown in days in the pictogram
 <b>Profinet:</b> Enables efficient data exchange between decentralised peripheral devices (balances, measuring cells, measuring instruments etc.) and a control unit (controller). Especially advantageous when exchanging complex measured values, device, diagnostic and process information. Savings potential through shorter commissioning times and device integration possible	 <b>Measuring units:</b> Weighing units can be switched to e.g. non-metric at the touch of a key. Please refer to website for more details	 <b>Factory calibration:</b> The time required for factory calibration is specified in the pictogram
 <b>Data interface USB:</b> To connect the measuring instrument to a printer, PC or other peripheral devices	 <b>Measuring with tolerance range (limit-setting function):</b> Upper and lower limiting can be programmed individually. The process is supported by an audible or visual signal, see the relevant model	 <b>Package shipment:</b> The time required for internal shipping preparations is shown in days in the pictogram
 <b>Bluetooth* data interface:</b> To transfer data from the balance/measuring instrument to a printer, PC or other peripherals		 <b>Pallet shipment:</b> The time required for internal shipping preparations is shown in days in the pictogram

\*The Bluetooth® word mark and logos are registered trademarks owned by Bluetooth SIG, Inc. and any use of such marks by KERN & SOHN GmbH is under license. Other trademarks and trade names are those of their respective owners.

Your KERN specialist dealer: