



Capacity from 100 kg to 12500 kg



- 17-4 PH STAINLESS STEEL
- COMBINED ERROR $\leq \pm 0.02\%$
- PROTECTION CLASS IP68

CAPACITY	kg	ACCURACY CLASS C3				EAC Ex	EAC	NET WEIGHT (kg)	CODE
100		–	–	•	•	•		0.7	CTL100
200		–	–	•	•	•		0.7	CTL200
300		–	–	•	•	•		0.7	CTL300
500		•	•	•	•	•		1.4	CTL500
1000		•	•	•	•	•		1.4	CTL1000
2500		•	•	•	•	•		1.4	CTL2500
5000		•	•	•	•	•		2.6	CTL5000
7500		•	•	•	•	•		2.7	CTL7500
10000		•	•	•	•	•		3.7	CTL10000
12500		•	•	•	•	•		4.8	CTL12500

ON REQUEST

CERTIFICATIONS



OIML R60 C3



Complies with the Eurasian Custom Union standards

CERTIFICATIONS ON REQUEST



Declaration of conformity + IP69K marking protection rating

Water protection in case of high-pressure or steam jet cleaning (test: pressurized water is sprayed from a distance of max 150 mm)
Water pressure: 100 bar; temperature: 80 °C; test duration: 250 seconds (reference standard: DIN 40050-9)



Accredia traceable calibration report



ATEX II 1GD (zone 0-1-2-20-21-22)



IECEx (zone 0-1-2-20-21-22)



Complies with the Eurasian Custom Union standards for use in potentially explosive atmospheres



In compliance with the regulations of the Russian Federation for legal use with third parties


OPTIONS ON REQUEST

DESCRIPTION

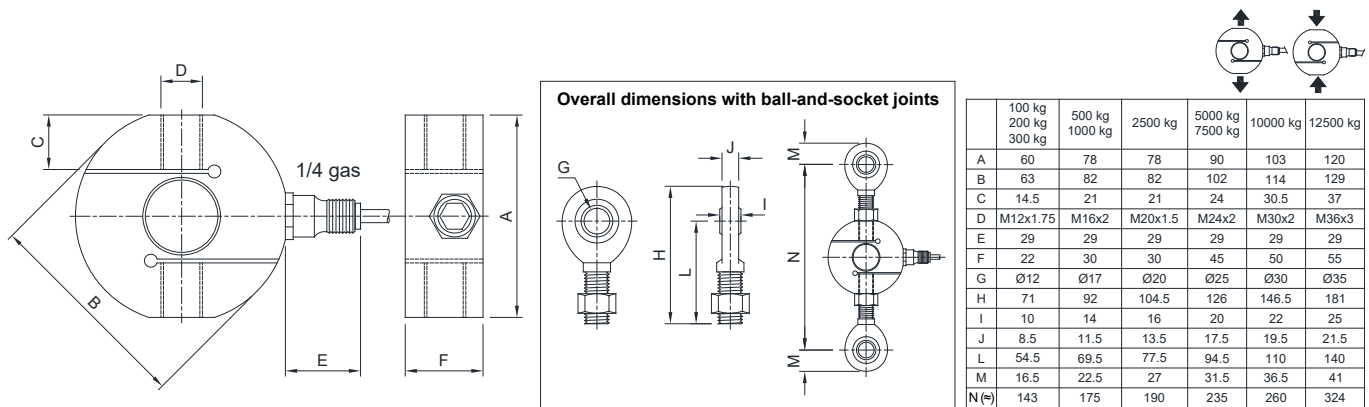


Two redundant strain gauges Wheatstone bridges (350 Ω) with two output cables; for dual safety systems.

COMPLEMENTARY ACCESSORIES

DESCRIPTION	CODE
 <p>Special steel ball-and-socket joint with nut.</p>	Dimensions:
	M12x1.75
	M16x2
	M20x1.5
	M24x2
	M30x2
M36x3	
Load cell capacity:	
100-300 kg	EM12DADO
500-1000 kg	EM16DADO
2500 kg	EM20DADO
5000-7500 kg	EM25DADO
10000 kg	EM30DADO
12500 kg	EM35DADO

DIMENSIONS (mm)

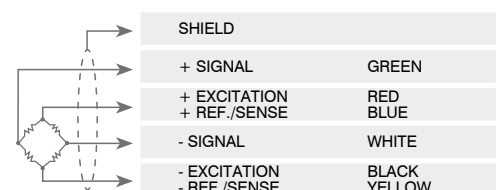


TECHNICAL FEATURES

Material	17-4 PH stainless steel		
OIML R60 Accuracy class • Verification intervals	-		C3 • 3000
Nominal load (E max)	100 - 200 - 300 kg		500 - 1000 - 2500 - 5000 kg 7500 - 10000 - 12500 kg
Minimum verification interval (V min)	E max / 10000		
Combined error	≤ ±0.02%		
Protection class	IP68		
Rated output	2 mV/V ±0.1%	Input resistance	350 Ω ±5
Temperature effect on zero	0.005% °C	Output resistance	350 Ω ±2
Temperature effect on span	0.003% °C	Zero balance	±1%
Compensated temperature range	-10 °C / +50 °C	Insulation resistance	≥5000 MΩ
Operating temperature range	-20 °C / +70 °C	Safe overload (% of full scale)	150%
Creep at nominal load in 30 minutes	0.05%	Ultimate overload (% of full scale)	300%
Max supply voltage without damage	15 V	Deflection at nominal load	0.3 mm

ELECTRICAL CONNECTIONS

Cable length	10 m
Cable diameter	5 mm
Cores	6 x 0.14 mm ²



The Company reserves the right to make changes to the technical data, drawings and images without notice.