

LP600V2




High-Output Small Handheld LED Flashlight

4 AAA Batteries



Features

- Constructed with aircraft-grade aluminum
- LPE optics
- Patented TackGrip molded rubber grip
- High quality wrist lanyard
- Tactical on/off button
- IPX4 waterproof rating
- Batteries included (4 AAA)

ANSI/PLATO FL1 STANDARD			
MODES	 LUMENS	 RUN TIME	 BEAM DISTANCE
High	400 lm	2h	275 m
Medium	155 lm	6h	155 m
Ultra-Low	35lm	22h	74m
Strobe	400 lm	--	--

Operation Instructions

On/Off: Press and release the button on the tail cap to turn the light on and off.



Cycle Modes: Press button on tail cap quickly to cycle through modes (High/Medium/Ultra-Low). If the light remains in a single mode for longer than 3-5 seconds the next press of the button will turn the light off.

Light automatically resets to High mode when turned off.

Hidden Strobe On/Off: Press and hold button for 3 seconds to activate hidden strobe. Flashlight will remain in hidden strobe mode until it is deactivated by pushing and holding the button for 3 seconds again.

Once the battery has drained too low to allow the flashlight to run on high mode, the LP600V2 is programed to turn off. At this point the flashlight can still run on medium and low modes. Continuously running the flashlight in high mode and turning the light on and off will drain the battery of the light more quickly.

Battery Replacement

The LP600V2 uses 4 AAA batteries. To change the batteries, turn the tail cap counterclockwise to remove it. Tip the light downward to slide out the battery case which contains the batteries. Remove the batteries from the case and insert new batteries according to the (+/-) symbols found on the case. For best results, we recommend using brand new alkaline batteries that are the same voltage and brand. Re-insert battery case into flashlight with the metal knob and arrow on the battery case pointing down. Re-attach the tail cap by pressing down lightly and turning it clockwise until tight.



If you know it will be a while between uses, we suggest removing the batteries from the flashlight and storing it in a dry, protected place.

Product Warranty

The LP600V2 has a Limited Lifetime Warranty Against Manufacturer's Defects from time of purchase. For warranty claims please contact us by calling 801-553-8886 or sending an email to info@simpleproducts.com