




LP420

Compact Tactical Flashlight



3 AAA
Batteries

ANSI/PLATO FL1 STANDARD			
MODES	 LUMENS	 RUN TIME	 BEAM DISTANCE
High	200 lm	4h 30m	130 m
Low	60 lm	6h	90 m

Features

- Durable aluminum construction
- Enhanced rubber grip
- High quality wrist lanyard
- Tactical tail cap button
- O-ring sealed, weather-resistant
- 3 modes: High/Low/Strobe

Operation Instructions

On/Off: Press and release button.

Cycle modes: From High mode, half-press button to cycle through modes (High/Low/Strobe).

Automatically resets to High mode when off for longer than 2 seconds.

Usage and Maintenance

Battery Replacement: In a dry environment, unscrew the tailcap by turning counter clockwise. Remove the battery case from the flashlight by tipping the bottom of the light downward until it slides free from the tube. With the battery case now out of the flashlight, remove the batteries from the case. Insert new batteries into the case according to the (+/-) symbols found on the case. Insert the battery case into the light according to the directional arrow on the outside of the case. Carefully reinstall the tailcap by pressing lightly while turning clockwise until tight.

Care Instructions: If you know it's going to be a while between uses, we suggest removing batteries from your light and storing your gear in a dry, protected place.

Product Warranty

Limited Lifetime Warranty against manufacturer's defects. For warranty claims contact LuxPro by calling 801-553-8886 or sending an email to info@simpleproducts.com.