

3D

CUT & EMBOSS FOLDERS

Our 3D Cut and Emboss Folders are perfect for adding an extra dimension to your cardmaking projects. These folders die-cut and 3D emboss in one pass through your die cutting machine, you can then embellish these beautiful panels with Sparkelicious Glitters, Inks, Chalks and More!

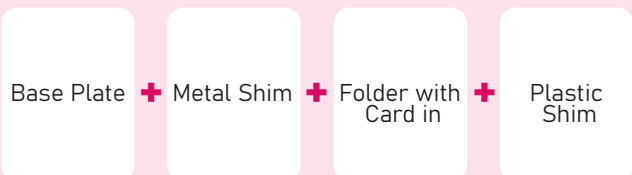


PLATE COMBINATIONS


Machine Plate Combinations, these are the plate combinations that we have tried and tested for you at Chloe's Creative Cards using our machines.

Feed the folder into the machine open side first, with the metal cutting elements to the top of the sandwich so you can see the back of the metal facing you, I have marked my folder with a pen so I know I feed it in the correct way.

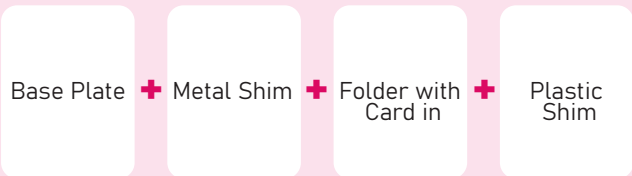
Gemini Machine



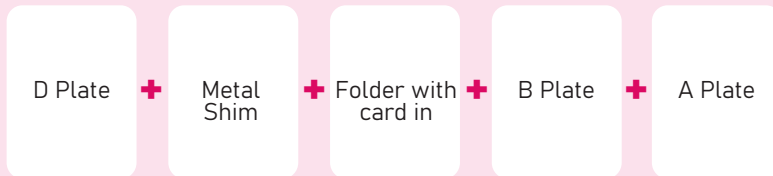
Kit and Caboodle Pro Cut Machine



Gemini Junior Machine

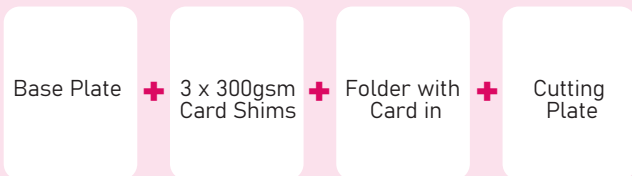


Cut n Boss Machine



The Folders can be used in a Sizzix Big Shot, however we found that the folders needed to be 'shimmed' the depth of embossing may not be quite as deep as the machines above

Sizzix Big Shot



CHECK US OUT

online

