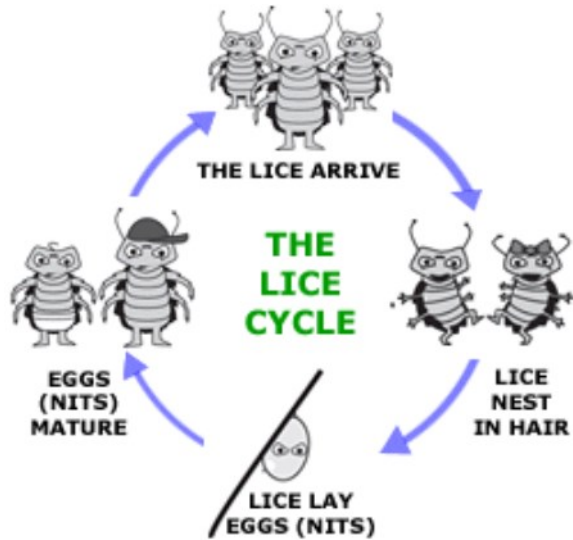


NIT BUSTER SPRAY

A natural and effective way to rid your family of nits and prevent them from returning. Contains only natural ingredients which are safe and effective to use.

Lavender Hydrosol and Cinnamon Essential Oil



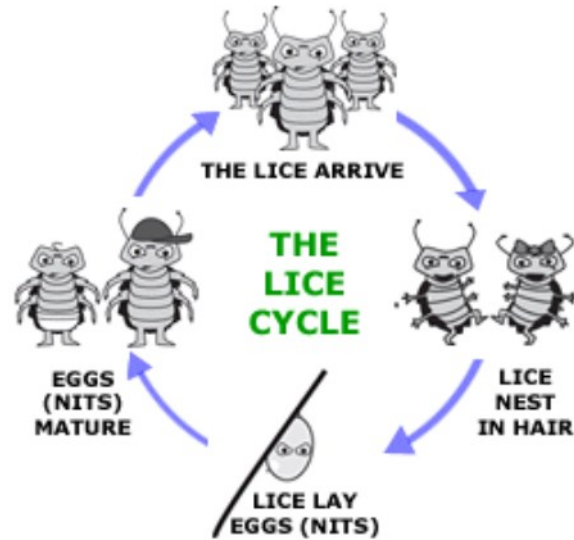
Life cycle of Head Lice/Nits

Directions: Spray onto upper and under layer of the hair avoiding the face and neck. Comb the hair in sections directly after spraying. Picking out the eggs and dead nits as you go. Use daily for 2-3 weeks or until there are no more lice. If your child has sensitive skin, place an old towel over the neck or face when spraying round the hair line. Always avoid the eyes and skin.

NIT BUSTER SPRAY

A natural and effective way to rid your family of nits and prevent them from returning. Contains only natural ingredients which are safe and effective to use.

Lavender Hydrosol and Cinnamon Essential Oil



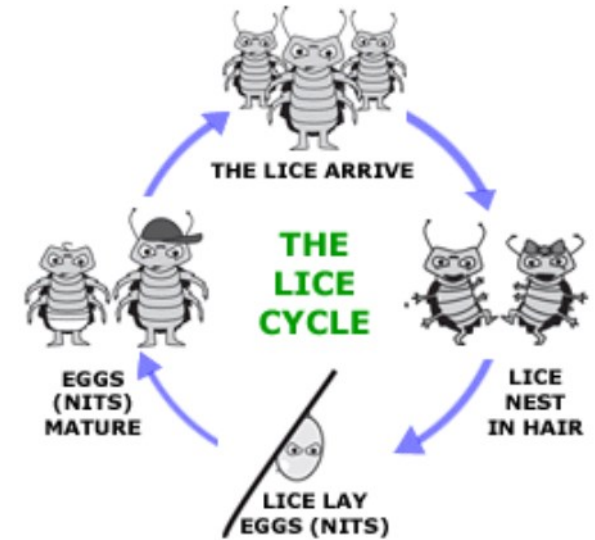
Life cycle of Head Lice/Nits

Directions: Spray onto upper and under layer of the hair avoiding the face and neck. Comb the hair in sections directly after spraying. Picking out the eggs and dead nits as you go. Use daily for 2-3 weeks or until there are no more lice. If your child has sensitive skin, place an old towel over the neck or face when spraying round the hair line. Always avoid the eyes and skin.

NIT BUSTER SPRAY

A natural and effective way to rid your family of nits and prevent them from returning. Contains only natural ingredients which are safe and effective to use.

Lavender Hydrosol and Cinnamon Essential Oil



Life cycle of Head Lice/Nits

Directions: Spray onto upper and under layer of the hair avoiding the face and neck. Comb the hair in sections directly after spraying. Picking out the eggs and dead nits as you go. Use daily for 2-3 weeks or until there are no more lice. If your child has sensitive skin, place an old towel over the neck or face when spraying round the hair line. Always avoid the eyes and skin.